

On Four Paws



Winter 2021



A NOTE TO ALL TRIALLING MEMBERS

Please remember that all Obedience, Rally or Agility competitors who want to be included in the end of year trophies must have NCODC on their trial entries so it appears in the catalogues.

For Obedience & Rally results, fill in the results slip in the Clubroom or email Brigitte Kepler (brig1@internode.on.net) for an online results slip.

Agility Qualification Records should be submitted via email to Chloe Threadgold (chloe.threadgold@gmail.com) on the Master Record Sheet.

Don't forget to submit your results as soon as you have passed, not only when you gain a title, so they can be added to the newsletter and counted for end of year trophies.

All correspondence should be addressed to:

**The Secretary
NCODC Inc
PO Box 377
MORPHETT VALE SA 5162**



0481 845 050



noarlungadogclub@gmail.com

COVER MODEL

Élvezet

INSIDE THIS EDITION

NCODC Ground Rules	4
Training Times & Cancellation Policy	5
2021 Instructors	6
2021 Committee & Membership Fees	7
President's Report	8
Head Instructor's Report	9
New Members	10
Graduations	11
Trial Results	12
Class Structure	13
Graduation Criteria	14
Collars	15-16
New to the Club Shop / Training Treats	17
Canteen Facilities & Club Shop	18
Monday Night Agility	19

NCODC GROUND RULES

VACCINATIONS

- ♦ All dogs must have regular vaccinations for distemper and parvovirus. Certificates of vaccination or Titre testing must be shown when joining.

OH! SH*T!

- ♦ If your dog fouls the school grounds or precinct, it is your responsibility to clean it up in the bags and buckets provided for this purpose.
- ♦ If your dog poops—you scoop!

LEADS & COLLARS

- ♦ During Club training times, dogs must be kept on a lead at all times, except when instructed by a trainer to remove it during training sessions. This rule applies to the whole of the school grounds.
- ♦ Only approved leads and collars are to be used on dogs whilst on Club grounds.
- ♦ Dogs are not to be tied to the Club shed or allowed on the verandah whilst being left unattended by the handler. Dogs must be tethered to the hitching rails provided.

NOT PERMITTED

- ♦ Bitches in season are not permitted on Club grounds.
- ♦ Dogs are not permitted in Clubrooms
- ♦ There is absolutely no smoking whilst training in class.
- ♦ No training equipment to be used unless under the supervision of an instructor.
- ♦ Members shall not treat their dog in a manner which is unacceptable to the Club, ie no hitting or kicking your dog.

CHILD HANDLERS

- ♦ Must be a minimum age of 12 years and train at the discretion of the Head Instructor.
- ♦ Junior handlers aged 12-16 years must have a parent/guardian present during training sessions.
- ♦ Children under 12 years are not permitted to handle dogs whilst on grounds.
- ♦ Children are the responsibility of parents/guardians whilst on grounds and are not to approach unattended dogs.

INSTRUCTOR'S DISCRETION

- ♦ The class instructor reserves the right to send the dog back to another class if it is to the dog's advantage.
- ♦ Any dog which is considered by an instructor to be a potential threat to either another dog or Club member, shall be required to wear a muzzle whilst on the Club grounds during training.

APPROPRIATE ATTIRE

- ♦ Appropriate clothing and footwear (closed in, flat) should be worn at all training sessions.

MEMBERSHIP BADGES

- ♦ Current membership badges must be worn in class at all times.

TRAINING TIMES

Sunday Mornings

8.30am—9.30am	All Obedience Trialling Classes (Instructors & Office Staff first)
From 9.15am	Rally Obedience
9.15am—9.45am	New Members Beginners Intermediate (Obedience)
10.00am—10.30am	Puppies Social Class Pre-Trialling

Monday Nights

6.45 pm—7.30 pm	Agility Trialling—All Classes
7.45 pm—8.30 pm	Intermediate (Agility)

*Note: Agility Starters will be run as a 4 week course. Dogs must be at least 12 months of age and have completed the Intermediate class in obedience. Email Head Agility Instructor, Mel, on smmaiolo@bigpond.com to register

Wednesday Nights

7.00 pm—7.30 pm	Puppies Beginners
7.45 pm—8.15 pm	New Members Intermediate (Obedience)
7.45 pm—8.30 pm	Social Class

TRAINING CANCELLED

Sunday Mornings	Training will be cancelled if the forecast maximum temperature for Noarlunga is 34C or more as per the Bureau of Meteorology website (www.bom.gov.au)
Mon / Wed Nights	Training will be cancelled if the Noarlunga temperature is 34C or more at 5pm as per the Bureau of Meteorology website (www.bom.gov.au)
Public Holidays	Sunday & Monday if a public holiday is a Monday Any other public holidays
Please refer to our website (noarlungadogclub.net) or Facebook page for updates	

NCODC INSTRUCTORS

HEAD INSTRUCTOR

Kate Lloyd

ASSISTANT HEAD INSTRUCTOR

Cathy Miller

INSTRUCTORS—OBEDIENCE

Kate Lloyd	Maureen Bishop	Karen Mort
Pam Davis	Heather O'Brien	Megan Behrendt
Karen McFarlane	Kym McFarlane	
Robyn van der Linden	Cathy Miller	

INSTRUCTORS—AGILITY

Mel Maiolo	Aspiring
Melissa Jolley	Chloe Threadgold
Michelle Chapman	Sharon Gahan
Sophie Wright	

INSTRUCTORS—RALLY OBEDIENCE

Kate Lloyd
Rae Hedger

CLUBROOMS

CANTEEN – Yvonne Hardwick

*Our Club consists of Volunteer Instructors, Committee & Helpers!
Any help you can give is always appreciated*

2020 COMMITTEE & MEMBERSHIP FEES

PRESIDENT	Brian Fielder	8326 5951
SECRETARY	Denise Quemard	0414 650 349
TREASURER	Hayley Quemard	0401 194 947

Sheila O'Neill
Charmaine Kenner
Danny Harvey

Megan Behrendt
Taylor Parsons

TRIAL MANAGER	Brian Fielder (Agility & Obedience)
TRIAL SECRETARY	Bronwyn Gascoigne (Agility) Denise Quemard (Obedience/Rally)
TRIAL RECORDS	Chloe Threadgold (Agility) Brigitte Kepler (Obedience/Rally)
EDITOR	Cathy Miller

2021 MEMBERSHIP FEES

Joining Fee \$15.00

Annual Membership Fee

Single \$20.00

Double/Family \$25.00

Pensioner—Single \$13.00

Pensioner—Family \$15.00

Junior/Student \$15.00

Class Fees Per Training Session

Obedience \$2.00 per dog

Agility \$2.00 per dog

Rally \$2.00 per dog

The Committee of NCODC and/or the Editor of the NCODC magazine 'On Four Paws

- (i) reserves the right to decide in its absolute discretion what materials of any nature including but not limited to articles and advertisements ('material') will be published in the magazine; (ii) reserves the right to refuse to publish any material, to edit and/or change the format of any material and to place conditions on the publication of any material and
- (iii) accepts no responsibility for error in the publication of any material. The opinions expressed in any material in the NCODC magazine are not necessarily those of the Noarlunga City Obedience Dog Club.

PRESIDENT'S REPORT

Hello everyone,

Welcome to all of those members who have joined us over the past couple of months. I hope you enjoy your time with us and achieve the goals you are looking for with your dogs.

Winter is certainly with us now, so remember, if the weather is looking grim to check our website or Facebook page to make sure that training is still on.

The past few weeks have been difficult for our longer term members. Two club stalwarts, Alan Boulderstone and John Fickling passed away within a few days of each other.

Alan was a member of our Committee for many years and devoted a lot of time to the maintenance of our equipment. He wasn't all that keen on the trialling side of things but he and his dog, Bailey, enjoyed socialising with other members and their dogs.

John was our Vice-President for many years and pretty much took over the maintenance duties where Alan left off. John really enjoyed trialling with his dogs. He and Candy were amongst the top dogs in the State for a number of years, winning the award for the Top Obedience Dog on three occasions, as well as several State Champion Titles. At Club level, they won the Award for Top Obedience Bitch in Trials eight times from 2011 to 2016 and in 2018 and 2019. They were a terrific team. More recently, John and his new dog, Penny, completed their Companion Dog Title in early May and were on their way to more success.

On behalf of the Club, I would like to extend our condolences to the families of Alan and John.

On a lighter note, on the 19th of June we will be holding our annual Obedience and Rally trials. If you are interested in seeing what trials are all about, you are more than welcome to come along and have a look. Obedience starts at 9.00 a.m. and Rally at about 1.00 p.m.

That's all for this time.

Cheers, Brian



HEAD INSTRUCTOR'S REPORT

Welcome to Winter!

Classes will be cancelled if it looks like it will rain significantly during class, or if the ground underfoot is exceptionally wet and slippery (this applies particularly for Agility Training). If cancelled, we will post on the Club's Facebook Page and on the website, so keep a look out. Please use your own judgement as to whether it is appropriate for you to attend class on the day - if you have a young puppy, an elderly dog, or you have health issues, please stay home if the weather is cold, wet and/or windy to avoid getting chilled. Ensure that both you and your dog are suitably dressed - many dogs, especially those with short coats, appreciate a warm cosy jacket and will enjoy their training sessions much more if they feel comfortable!

We have noticed that the names of our classes are a bit confusing, so we have changed the name of the Basic Training Class to "Intermediate Class". So the progression through classes is now from Puppy and/or Beginner, to Intermediate, to Social and/or Pre-Trialling. We hope this helps!

We are always appreciative of any extra help we can get, so if you, or someone in your family, have some spare time please step in and give us a hand! Jobs include repairs and maintenance of our training equipment and shed, photocopying, and helping with Obedience, Rally and Agility Trials.

Finally, please remember to do your mandatory COVID Check-In each time you attend class.

Stay safe.

Kate—Head Instructor



NEW MEMBERS: MARCH 2021 — MAY 2021

We extend a warm welcome to all our new Members:

Wesley Martin & Flynn
Giselle Forgan & William Jephcott & Pogo
Theresa Coletti & Teddy
Lucy Wade & Bruce Todd & Audrey
Deborah Lane & Poppy
Ashleigh Need & Alfie
Kathryn & Simon Liscombe & Merlin
Anne Hooper & Tex & Elsie
Kerry Hailstone & Denis Harford & Nadia
Vicki Nield & Owen Schulze & Kai
Amy Rosser & Phoenix
Jenny Dunn & Maisy
Joanne Earnshaw & Biggie
Ann Stevens & Isla
Jennifer & Trevor Westhorpe & Sasha
Michelle Worden & Azula
Simon Barrett & Jordie
Kerry Warner & Marley
Andrew & Anna Swift & Bella
Ann Boehm & Piper
Erin & Callam Hudson & Wilbur
Debbie Cox & Molly
Kay & Ken Mann & Maggie Mae

Lyn Phillips & Glen & Mia Pycock & Jessie
Will & Julie Tunn & Ishka & Zeena
Linda Murray & Janice Jeffery & Fergus
Virginia Thompson & Indianna
Angie Shepherd & Benji
Shannon & Joanne Barton & Korra
Teri & Steven Ward & StevieG
Jessica Murdoch & Ralph
Rachel & Martin Atherton & Harry
Deb & John Wilson & Aya
Emma Wainwright & Dottie
Susan Bailey & Molly
Catherine Symons & Acey
Binita & Sangeet Shah & Shadow
Mignonne Immesi & Gibson
Patricia King & Kiki
Robin & Jenny Uhe & Riley
Brooklyn Charlton-Cook & Charlie
Dan Leicester & Ellie
Joshua & Adam Doe & Arlo
Lorraine Moore & Harley
Debbie Wing & Michael Reid & Milly



1. Wear your badge in class.
2. Bring plenty of soft treats cut up into small pieces (e.g. fritz, chicken, cheese, hot dog). If you leave your treat bag at home, treat bags are available in the Clubroom for \$2.00 each
3. Clean up after your own dog. You should always carry your own poo bags but if you forget, there are poo bags available in the shed, together with a bucket to dispose of bags.
4. Do not approach another dog without asking the owner first as not all dogs want to say "hi". Do not feel embarrassed to say no if you do not want someone else to approach your dog.
5. Most of all, have FUN and ENJOY your dog training

GRADUATIONS

Congratulations to all our Graduates!

PUPPIES

14/03/2021	Liam Warne & Finn	11/04/2021	Jodie Wenzel & Roy
17/03/2021	Jill Hoggard & Riley	11/04/2021	Kathy Wills-Davis & Marli-Rose
21/03/2021	Jana Donnellan & Millie	18/04/2021	Kellie Farrugia & Stanley
21/03/2021	Silja Dagg & Ajay	28/04/2021	Tania Mitchell & Charlie
24/03/2021	Narelle Medlicott & Caley	02/05/2021	Robyn van der Linden & Beau
28/03/2021	Alex Poznak & Atticus	02/05/2021	Leigh Donnellan & Franklin
07/04/2021	Narelle Medlicott & Junior	23/05/2021	Emma-Kate Lindsay & Poppi

BEGINNERS

28/02/2021	Garry Marsden & Molly	07/04/2021	Sophie Manning & Lexi
24/03/2021	John Donagham & Tulla	14/04/2021	Joanne Hunting & Lexi
31/03/2021	Hayley Caldicott & Missy	23/05/2021	Greg Keane & Odin
31/03/2021	Patricia Smith & Missy	26/05/2021	Sharnie Leeton & Weeman
01/04/2021	Sharon Prior & Monty		

INTERMEDIATE (formerly BASIC TRAINING)

08/11/2020	Alison & Michael Wilson & Gertie	07/04/2021	Erica Bradley & Leo
14/03/2021	Julia Mills & Syn	11/04/2021	Janette McDonald & Roxie
17/03/2021	Katie Laakmann & Luna	14/04/2021	Barry Sherriff & Daphne
17/03/2021	Sharon Gahan & Tain	05/05/2021	Liam Warne & Finn
20/03/2021	Julianne Henry & Scout	05/05/2021	Kylie McKinnell & Lexi
24/03/2021	Terrie Hateley & Honey	23/05/2021	Wayne Olsen & Arlo

SOCIAL (TRAINED DOG)

Taylor Parsons & Kyra
Drayson Dornford & Pepper
Megan Behrendt & Ruby
Terrie Hateley & Koko

DOG OF THE MONTH

Patsy Burley & Pippa
Megan Behrendt & Ruby

OBEDIENCE & RALLY RESULTS

HANDLER	DOG	DATE	CLUB	EVENT	PLACE	SCORE
Susan Wynbergen	Teddy	14/03/2020	Southern Districts	CCD		91
Susan Wynbergen	Teddy	13/03/2021	Southern Districts	CCD		93
Susan Wynbergen	Teddy	11/04/2021	SAODC	CCD		96 (Title)
John Fickling	Penny	11/4/2021	SAODC	CD	3rd	187
Brigitte Kepler	Darcy	13/03/2021	Southern Districts	Open		182
Sheila O'Neill	Louie	13/03/2021	Southern Districts	Open		189
Sheila O'Neill	Louie	11/04/2021	SAODC	Open	2nd	192 (Title)
Brigitte Kepler	Darcy	27/03/2021	MPODC	Rally Masters	3rd	92
Brigitte Kepler	Darcy	27/03/2021	MPODC	Rally Masters	2nd	98
Brigitte Kepler	Georgie	27/03/2021	MPODC	Rally Masters		88
Brigitte Kepler	Georgie	27/03/2021	MPODC	Rally Masters		85
Brigitte Kepler	Darcy	11/04/2021	SAODC	Rally Masters		88



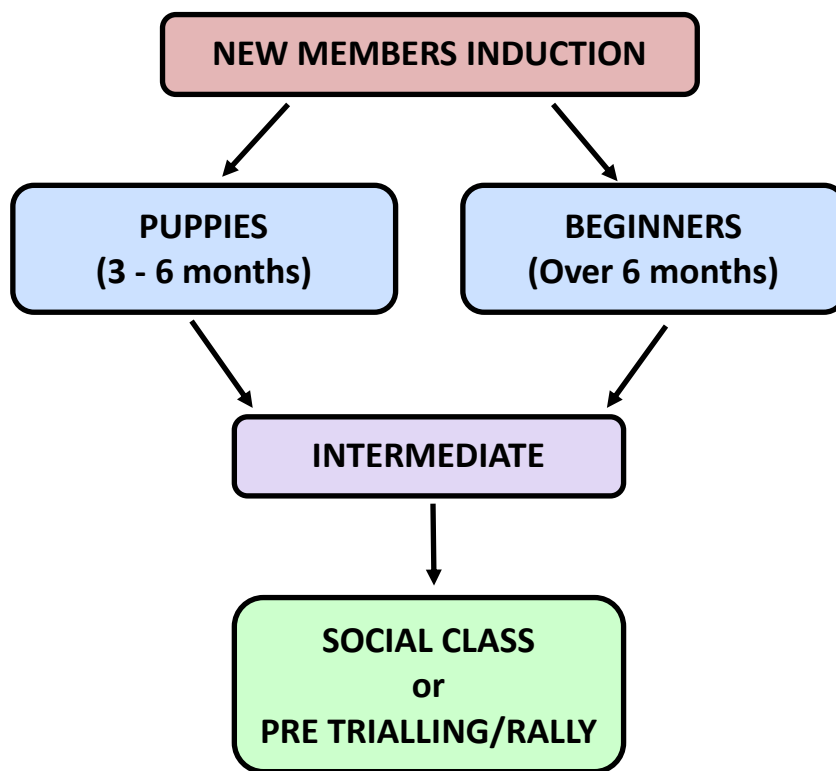
Sheila & Louie, John & Penny and Sue & Teddy



Hettie & Élvézet

"When life grows cold, a dog will warm your soul"
Angie Weiland-Crosby

CLASS STRUCTURE



New Members Induction Class is for all new Members and covers Club Rules, suitable training equipment (collars, leads etc) for class, why we use food, toys and praise in training, plus the basic exercises of sit, lie down, pay attention (Watch), come when called and walking on lead.

After attending the New Members Class, you will start in either Puppy or Beginners Class, depending on your dog's age.

Puppy Class (for dogs 3-6 months) and **Beginners Class** (for dogs over 6 months) will include basic training (sit, lie down, come, pay attention, come when called, stay, walk on a lead), how to teach your puppy to be comfortable with being handled for grooming etc., to go to a bed and stay there, confidence building activities such as walking over different surfaces, and good manners such as waiting at doors, not jumping up to grab food etc.

On graduating from Puppy or Beginner Class, you will go into the **Intermediate Class** which further develops these skills to a more advanced level, and introduces some new exercises.

On graduating from the Intermediate Class, you can then choose either the **Social Class** (for fun, manners and real-world obedience training) or the **Pre-Trialling Class** (for those interested in Trialling in Obedience and/or Rally). You are welcome to try out both Social and Pre-Trialling Class options to see which one suits you best.

GRADUATION CRITERIA

PUPPY/BEGINNER CLASS

Dog and handler demonstrate the skills on two separate occasions. The “1” on their Membership Card is marked off for the first successful assessment and the “2” is marked off for the second successful assessment. A **red** graduation ribbon will be awarded.

Puppy/Beginner Class Graduation Criteria

- Sit/Stay—Dog sits close to handler for 10 seconds
- Down/Stay—Dog lies down close to handler for 10 seconds. Can be on a mat.
- Recall—Call dog to a reward while dog is walking freely on a loose lead 1-2 metres from handler.
- Walking on Lead—Handler can get and keep dog’s attention while walking 5-10 metres with at least 2 changes of direction. Exercise can be conducted by Instructor giving verbal instructions, or by the handler walking a designated route between plastic cones or similar.

INTERMEDIATE CLASS

Dog and handler demonstrate the skills on two separate occasions. The “3” on their Membership Card is marked off for the first successful assessment and the “4” is marked off for the second successful assessment. A **blue** graduation ribbon will be awarded.

Intermediate Graduation Criteria

- Sit/Stay close to handler while another dog walks past (no closer than 2 metres)
- Down/Stay while handler steps away to the end of the lead, then comes back to reward the dog and steps away again at least 3 times, then returning and releasing the dog (dog can be on a mat).
- Recall—Call dog while dog is walking freely on a 1.5-2 metre lead—dog must come on first call (handler can use name and/or call word) - repeated 3 times in succession. Dog can be rewarded for coming, but not lured.
- Walk on Lead—Handler can get and keep dog’s attention, while walking on a loose lead, with other dogs nearby but not so close by as to be an interference, for 10-20 metres including 2 changes of direction and 2 sits. Exercise can be conducted by Instructor giving verbal instructions, or by the handler walking a designated route between plastic cones or similar.

TRAINED DOG CERTIFICATE

Dog and handler demonstrate the skills once. The “5” on their Membership Card is marked off for a successful assessment. A **maroon** graduation ribbon will be awarded, together with a Trained Dog Certificate.

Trained Dog Certificate Graduation Criteria

- Sit/Stay close to handler while another dog walks past (no closer than 2 metres) and while a person walks by (no closer than 1 metre).
- Off Lead Down/Stay for 1 minute while handler steps away to a distance of 5 metres—dog may be on a mat (test on long lead if unsure).
- Recall—Call dog while dog is approximately 5 metres from handler. The dog should not be put in a stay/wait i.e. should be free ranging as if at the park/beach. Dog must return promptly and allow handler to clip lead on. Dog can be familiarised with the test area prior to the assessment. (Test can be conducted in the holding pen, with the handler calling dog to the gate, or elsewhere on the Club grounds on long lead if unsure of dog’s response).
- Walk on Lead—Handler can get and keep dog’s attention, while walking on a loose lead, with other dogs in the vicinity but not so close by as to be an interference, for at least 20 metres including 4 changes of direction, 2 sits and 2 downs. Exercise can be conducted by Instructor giving verbal instructions, or by the handler walking a designated route between plastic cones or similar.
- Rewards may be given after each exercise, but the dog may not be lured/baited/distracted with food.

DOG OF THE MONTH

A silver ribbon will be awarded to the Dog of the Month in each Class.

COLLARS

Flat Collars:

Flat collars are the most common everyday collars which are usually fastened by way of a plastic clip or a buckle and are used to hold identification tags. Flat collars should be adjusted so that two fingers can fit snugly between your dog's neck and the collar. If a flat collar is too loose your dog will be able to back out of it and if it is too tight it can choke them or cause discomfort. You should continually check the fit of your dog's collar as he grows and adjust the collar as necessary.


Martingales

Although originally designed for sighthounds such as greyhounds and whippets whose heads are narrower than their neck, martingales have become increasingly popular for all breeds of dogs.

A martingale collar appears similar to a flat collar but has a small loop of fabric or chain to which a D-ring or O-ring is attached. When there is no tension on the lead, the collar fits comfortably around the dog's neck but, when tension is applied to the leash, the collar tightens to the size of the dog's neck which prevents them from backing out of the collar.

A martingale collar should be adjusted so that there is about 1" to 2" gap between the two slides or rings that form the loop. The slides/rings should never meet (see pictures)

A martingale collar should not be left on unsupervised dogs as there is a risk it will get caught on something while playing in the back yard or playing with another dog.



COLLARS

Harnesses

Two main types of harnesses are the Front Attach Harness and the Back Attach Harness. As their name suggests, a Front Attach Harness has a D-ring located at the dog's chest and a Back Attach Harness as a D-ring located on the back.

If your dog pulls when using a Front-Attach harness, the front attachment point causes the dog to turn their chest around towards the handler. It also means that you are more easily able to turn your dog away from something if you need to which you are unable to do with a Back Attach harness. When using a Back Attach harness, the more you put backward pressure on the leash, the more your dog will pull forward. This is called opposition reflex.

However, a Back Attach harness is preferred when using a long-line as, when handled correctly, the long-line is less likely to get tangled around your dog's legs and belly

Some brands of harnesses (such as that pictured) give you the best of both worlds by providing a D-ring on the front and back of the harness.

If you choose to use a harness in class, we would advise you to use a Front Attach Harness, clipping your lead to the D-ring located at the front of the harness and the D-ring on your dog's flat collar which provides added safety. All harnesses should be fitted correctly to ensure that it does not impede your dog's movement



Halti/Head Collar

Head collars are similar to halters worn by horses and provide better control of the dog's head which works to reduce pulling. Dogs are still able to pant, eat and drink whilst wearing the head collar. As there are a number of different brands of head collars on the market (including Gentle Leader and Halti) which have slight differences between them, you should read the manufacturer's instructions to ensure a correct fit for your dog. An incorrectly fitted head collar can ride up into the eye area or rub fur off the muzzle. Using a safety link which clips the head collar to your dog's flat collar is also recommended so that you have a backup if your dog manages to remove the head collar.

Before using a head collar, you should acclimatise your dog to wearing it. The video in the link provides an example of how to introduce a head halter to your dog: https://www.youtube.com/watch?v=HEmWLY_OdAg.

No matter what collar you choose, it should be used in conjunction with training to teach your dog how to walk nicely on a loose lead.

New to the Club Shop

NCODC are now stocking *Puppingtons* Treat Pouches.
Two different designs available - \$30.00 each (including belt)



Pictured: Puppingtons Trainers Pouch

Treat pouches are a great investment for your dog training journey as they enable you to carry treats while keeping your hands free. It also allows you easy access to treats so that you can rapidly reward your dog.

Training Treats



We encourage all members to bring plenty of soft treats cut up into small pieces (e.g. fritz, chicken, cheese, hot dog) to class.

If you have forgotten your treats, bags of fritz for use during your class are available for purchase in the Clubroom at \$2.00 per bag.

PLEASE NOTE: Due to the time spent in preparing bags of fritz for sale, there will be a limit of one bag per person for each training session.

CANTEEN FACILITIES



Feel like a refreshment? Pop on over to our Club Canteen and see the lovely Yvonne—tea, coffee, biscuits, cans of drink and confectionery are all available for purchase.

CLUB SHOP

Leads
Dumbbells
Club Polo Shirts
Treat Pouches

Slip Collars
Pigs Ears (\$2.00 each)
Club Jackets

Dog Stakes
Training Aids
Club Badges

are all available for purchase in our Club Shop.

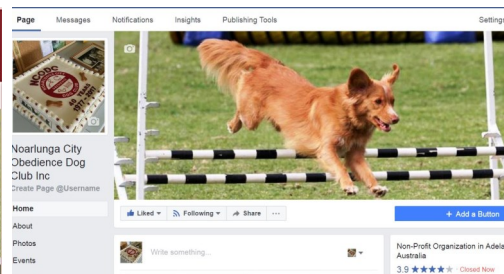
The erected enclosure is not just for instructors' dogs but for any dog that will be left unattended for a period of time. It's still ok to tie your dog to the verandah if you're only going into the Clubrooms to get a coffee etc., but if the dog is to be left for anything in excess of 10 minutes then it needs to be in the enclosure.

If you use the enclosure, it is your responsibility to check the enclosure and clean up your dog's poo. Bags are provided for this purpose and can be disposed of in the bin provided outside the training shed.

Don't forget to visit our website, Facebook & YouTube pages

www.noarlungadogclub.net

<https://www.facebook.com/Noarlunga-City-Obedience-Dog-Club-Inc->



Monday Night Agility

Come and have fun!

You will teach your dog to go through, over, up & down and in & out of various obstacles including jumps, tunnel, see-saw, dog walk, weaving poles, scramble (A-frame)

You will need a long lead with a fixed collar

Please bring some soft food treats, eg fritz, cheese, cooked chicken

\$2.00 per dog (with current membership)



SET UP 6.00 PM

Agility Trialling—All classes

CLASSES FROM 6.45 PM—7.30 PM

Variety of novice, excellent & master level agility and jumping courses for those competing or ready to compete

Intermediate (Pre-Trialling Class)

CLASSES FROM 7.45 PM—8.30 PM

Instructors teaching correct and safe use of the equipment and basic course handling

All handlers to help with pack up at end of session.

Agility Starters

Agility Starters is run on a monthly intake system. Dogs must be at least 12 months of age and have graduated from the Intermediate Obedience class.

****Bookings required****

To register, contact Head Agility Instructor, Mel:
smmaiolo@bigpond.com

"It's okay, my dog is friendly ..."

No, it's NOT okay!

Just because your dog is friendly, doesn't mean all dogs are. Some may be nervous, reactive, fearful, in training or owned by people who want to be left alone.

Please remember:

Respect other owners and their dogs and their need for space.

Never let your dog run up to a dog on leash.

Not all dogs want the added attention or intrusion.

If you have no voice control over your dog, then keep them on leash.

