

On Four Paws



Summer 2020



A NOTE TO ALL TRIALLING MEMBERS

Please remember that all Obedience, Rally or Agility competitors who want to be included in the end of year trophies must have NCODC on their trial entries so it appears in the catalogues.

For Obedience & Rally results, fill in the results slip in the Clubroom or email Brigitte Kepler (brig1@internode.on.net) for an online results slip.

Agility Qualification Records should be submitted via email to Chloe Threadgold (chloe.threadgold@gmail.com) on the Master Record Sheet.

Don't forget to submit your results as soon as you have passed, not only when you gain a title, so they can be added to the newsletter and counted for end of year trophies.

NOTE FROM COMMITTEE:

DUE TO LACK OF TRIALS IN 2020, ALL RESULTS WILL BE CARRIED OVER TO NEXT YEAR AND THERE WILL BE NO END OF YEAR TROPHIES THIS YEAR.

All correspondence should be addressed to:

**The Secretary
NCODC Inc
PO Box 377
MORPHETT VALE SA 5162**



0481 845 050



noarlungadogclub@gmail.com

COVER MODEL

Zero

INSIDE THIS EDITION

NCODC Ground Rules	4
Training Times & Cancellation Policy	5
2020 Instructors	6
2020 Committee & Membership Fees	7
Head Instructor's Report	8
Agility Report.....	9
New Members—Sept. to Nov. 2020	10
Graduations	11
Class Structure	12
Graduation Criteria	13
Tips for Keeping Dogs Cool in Summer	14
Merry Christmas from NCODC.....	16
Trial Results.....	18
Canteen Facilities & Club Shop.....	19

NCODC GROUND RULES

VACCINATIONS

- ♦ All dogs must have regular vaccinations for distemper and parvovirus. Certificates of vaccination or Titre testing must be shown when joining.

OH! SH*T!

- ♦ If your dog fouls the school grounds or precinct, it is your responsibility to clean it up in the bags and buckets provided for this purpose.
- ♦ If your dog poops—you scoop!

LEADS & COLLARS

- ♦ During Club training times, dogs must be kept on a lead at all times, except when instructed by a trainer to remove it during training sessions. This rule applies to the whole of the school grounds.
- ♦ Only approved leads and collars are to be used on dogs whilst on Club grounds.
- ♦ Dogs are not to be tied to the Club shed or allowed on the verandah whilst being left unattended by the handler. Dogs must be tethered to the hitching rails provided.

NOT PERMITTED

- ♦ Bitches in season are not permitted on Club grounds.
- ♦ Dogs are not permitted in Clubrooms
- ♦ There is absolutely no smoking whilst training in class.
- ♦ No training equipment to be used unless under the supervision of an instructor.
- ♦ Members shall not treat their dog in a manner which is unacceptable to the Club, ie no hitting or kicking your dog.

CHILD HANDLERS

- ♦ Must be a minimum age of 12 years and train at the discretion of the Head Instructor.
- ♦ Junior handlers aged 12-16 years must have a parent/guardian present during training sessions.
- ♦ Children under 12 years are not permitted to handle dogs whilst on grounds.
- ♦ Children are the responsibility of parents/guardians whilst on grounds and are not to approach unattended dogs.

INSTRUCTOR'S DISCRETION

- ♦ The class instructor reserves the right to send the dog back to another class if it is to the dog's advantage.
- ♦ Any dog which is considered by an instructor to be a potential threat to either another dog or Club member, shall be required to wear a muzzle whilst on the Club grounds during training.

APPROPRIATE ATTIRE

- ♦ Appropriate clothing and footwear (closed in, flat) should be worn at all training sessions.

MEMBERSHIP BADGES

- ♦ Current membership badges must be worn in class at all times.

TRAINING TIMES

Sunday Mornings

8.30am—9.30am	All Obedience Trialling Classes (Instructors and Office Staff first)
9.15am—9.45am	Beginners New Members
10.00am—10.30am	Puppy Social Class Pre-Trialling
10.45am—11.15am	Basic Training

Monday Nights

6.30 pm—7.45 pm	Agility Trialling—All Classes
7.45 pm—8.45/9.00 pm	Novice Agility Pre-Trialling

Wednesday Nights

7.00 pm—7.30 pm	Puppies Beginners Basic Training
7.45 pm—8.15 pm	New Members
7.45 pm—8.30 pm	Social Class Pre-Trialling & Rally Obedience Skills

TRAINING CANCELLED

Sunday Mornings

Training will be cancelled if the forecast maximum temperature for Noarlunga is 34C or more as per the Bureau of Meteorology website (www.bom.gov.au)

Mon / Wed Nights

Training will be cancelled if the Noarlunga temperature is 34C or more at 5pm as per the Bureau of Meteorology website (www.bom.gov.au)

Public Holidays

Sunday & Monday if a public holiday is a Monday
Any other public holidays

Please refer to our website (noarlungadogclub.net) or Facebook page for updates

NCODC INSTRUCTORS

HEAD INSTRUCTOR

Kate Lloyd

ASSISTANT HEAD INSTRUCTOR

Cathy Miller

INSTRUCTORS—OBEDIENCE

Sheila O'Neill

Maureen Bishop

Karen Mort

Pam Davis

Heather O'Brien

Megan Behrendt

Karen McFarlane

Kym McFarlane

Robyn van der Linden

Cathy Miller

INSTRUCTORS—AGILITY

Martyn Bartlett

Unetta Shugg

Aspiring

Linda Saunders

Sophie Wright

Chloe Threadgold

Michelle Chapman

Melissa Jolley

Mel Maiolo

INSTRUCTORS—RALLY OBEDIENCE

Kate Lloyd

Rae Hedger

CLUBROOMS

CANTEEN – Yvonne Hardwick

*Our Club consists of Volunteer Instructors, Committee & Helpers!
Any help you can give is always appreciated*

2020 COMMITTEE & MEMBERSHIP FEES

PRESIDENT	Brian Fielder	8326 5951
VICE PRESIDENT	John Fickling	8325 2330
SECRETARY	Denise Quemard	0414 650 349
TREASURER	Hayley Quemard	0401 194 947
	Martyn Bartlett	Megan Behrendt
	Jan Kalnins	Danny Harvey
	Charmaine Kenner	Taylor Parsons
	Sheila O'Neill	Necia McFarlane
TRIAL MANAGER	Brian Fielder (Agility & Obedience)	
TRIAL SECRETARY	Bronwyn Gascoigne (Agility) Denise Quemard (Obedience/Rally)	
TRIAL RECORDS	Chloe Threadgold (Agility) Brigitte Kepler (Obedience/Rally)	
EDITOR	Cathy Miller	

2020 MEMBERSHIP FEES

Joining Fee \$15.00

Annual Membership Fee

Single \$20.00

Double/Family \$25.00

Pensioner—Single \$13.00

Pensioner—Family \$15.00

Junior/Student \$15.00

Class Fees Per Training Session

Obedience \$2.00 per dog

Agility \$2.00 per dog

Rally \$2.00 per dog

The Committee of NCODC and/or the Editor of the NCODC magazine 'On Four Paws

- (i) reserves the right to decide in its absolute discretion what materials of any nature including but not limited to articles and advertisements ('material') will be published in the magazine; (ii) reserves the right to refuse to publish any material, to edit and/or change the format of any material and to place conditions on the publication of any material and
- (iii) accepts no responsibility for error in the publication of any material. The opinions expressed in any material in the NCODC magazine are not necessarily those of the Noarlunga City Obedience Dog Club.

HEAD INSTRUCTOR'S REPORT

Hello Readers

As we come to the end of our training year, I'd just like to thank all our members, and all our wonderful volunteers, for your patience and persistence as we have all worked together and made our way through some most unusual circumstances.

We have some exciting things to look forward to next year. Hopefully Trials will be back to normal. The updated Rally Rules come into effect in January, and we will be putting on some extra training sessions to work on the additional stations. The new sport of Scent Work is progressing - albeit slowly - and we hope to have several Judges in place later in 2021, closely followed by Trials!

Remember that although classes stop over the summer break, your training doesn't! Continue to practice everything that you have learned in class - take some treats on your walks and do a little bit of training on every excursion. Check the Club's YouTube channel for tips and reminders.

Stay safe, have a wonderful Holiday Season, and look forward to seeing you all again next year.

Kate—Head Instructor



AGILITY REPORT

This year has been very disruptive to say the least for all our handlers and dogs. Our Club has made the best of training as we could. I would like to thank our agility instructors who come out, set up equipment and put it away with the help of the handlers. It is no small task and we do appreciate any help we get.

On a personal note, after instructing in Obedience and Agility for some 14 years at our Club plus being Head Instructor, I am now retiring from instructing. I will still bring my guys out for fun and keep in touch.

My long time friend, Martyn Bartlett, is also retiring from instructing. Without his friendship and support over the years I could not have fulfilled my role at the Club.

We have had great success in agility producing Australian Champions and I am sure there will be many more to come.

Let's hope next year will be a more settled year as we move forward with the love of our dogs and friends beside us.

Merry Christmas to you.

Unetta



NEW MEMBERS: SEPT. TO NOV. 2020

We extend a warm welcome to all our new Members:

Chloe & Jeremy Pickering & Bentley
Karen & Ashlee Cocks & Ziggy & Drift
Abigail Davies & Loki
Brooke Keegan & Bear
Lauren & Tom McDonald & Albie
Sharnie Leeton & Weeman
Brooke Deane & Jarrod Beard & Murphy
Dianne Marsh & Dave Larbey & Bumpy
Carly Powell & Tairo Rickard & Leo
Toby Sumpner & Danielle Barber & Millie
Mark & Erin Sales & Molly
Eleah Solagna & Simon Paniagua & Stitch
Cindy Spiero & Alfie
Jacque & Trevor Edwards & Maggie
Sue & Bill Jarman & Bear
Aaron & Rachel Collier & Caspian
Darren & Laura Evans & Rocco
Gineke Pijbes & Joey
Donna Jones & Reggi
Brianna Mackay & Oliver & Alice
Jenny Barnes & Molly
Jodie Wenzel & Roy
Kelly & Matthew Whaites & Molly
Roni Visekruna & Archie
Rebekah & Kieren Turner & Arlo
Lachie Jarmyn & Eva Manning & Reggie
Angela Ryan & Penelope

Ian & Paula Daly & Koda
Jade & Sophie Ford & Bonnie
Craig Bennie & Georgie
Luke Wormald & Belinda Harvey & Hank
Amid Mehrabi & Boran
Jenny & Brenton Errey & Teddy



1. Wear your badge in class.
2. Bring plenty of soft treats cut up into small pieces (e.g. fritz, chicken, cheese, hot dog). If you leave your treat bag at home, treat bags are available in the Clubroom for \$1.00 each
3. Clean up after your own dog. You should always carry your own poo bags but if you forget, there are poo bags available in the shed, together with a bucket to dispose of bags.
4. Do not approach another dog without asking the owner first as not all dogs want to say "hi". Do not feel embarrassed to say no if you do not want someone else to approach your dog.
5. Most of all, have FUN and ENJOY your dog training

GRADUATIONS

Congratulations to all our Graduates!

PUPPIES

16/09/2020	Terrie Hateley & Honey	25/10/2020	Ashlee Cocks & Ziggy
20/09/2020	Michael Wilson & Gertie	25/10/2020	Janette McDonald & Roxie
30/09/2020	Janet Blanckenberg & Jacob	25/10/2020	Maria McDonald & Roxie
30/09/2020	Melissa Thompson & Beau	25/10/2020	Kim Dickeson & Baxter
01/10/2020	Brina Thompson & Beau	28/10/2020	Christiane Turner & Lilah
11/10/2020	Sharon Gahan & Tain	04/11/2020	Lauren McDonald & Albie
11/10/2020	Belinda Tucker & Sonny	04/11/2020	Kylie McKinnell & Lexi
18/10/2020	Bailey Krawczuk & Milo	08/11/2020	Julia Mills & Syn

BEGINNERS

06/09/2020	Mitchell Brown & Ace	28/10/2020	Barry Sherriff & Daphne
14/10/2020	Kieran Shore & Merlin	01/11/2020	Will Aikins & Q
21/10/2020	Julianne Henry & Scout	04/11/2020	Liz Aikins & Q

BASIC

02/09/2020	David Anderson & Sammy	28/10/2020	Scott Dodd & Luna
02/09/2020	Jack Fielder & Amber	01/11/2020	Laura Spittal & Winnie
09/09/2020	Brendan Macey & Miles	01/11/2020	John Bruce & Lauchie
09/09/2020	Emily Abols & Millie		
18/09/2020	Ryan Berryman & Frankie		
23/09/2020	Selena Turner & Maya		
29/09/2020	Sharon McCormack & Amber		

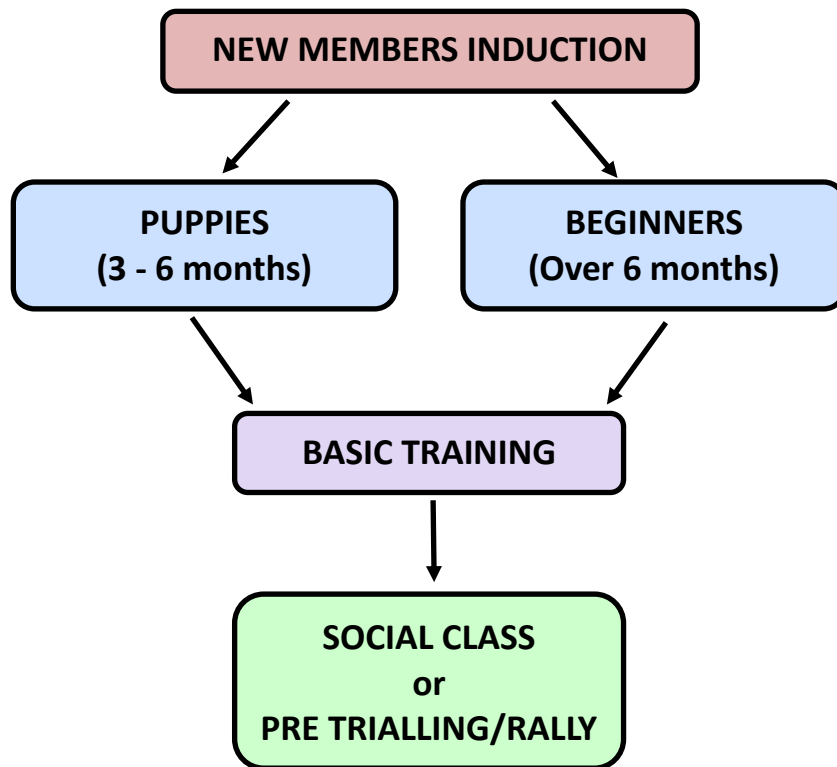
SOCIAL (TRAINED DOG)

Jennie Sullivan & Zola

DOG OF THE MONTH

Kylie McKinnell & Lexi

CLASS STRUCTURE



New Members Induction Class is for all new Members and covers Club Rules, suitable training equipment (collars, leads etc) for class, why we use food, toys and praise in training, plus the basic exercises of sit, lie down, pay attention (Watch), come when called and walking on lead.

After attending the New Members Class, you will start in either Puppy or Beginners Class, depending on your dog's age.

Puppy Class (for dogs 3-6 months) and **Beginners Class** (for dogs over 6 months) will include basic training (sit, lie down, come, pay attention, come when called, stay, walk on a lead), how to teach your puppy to be comfortable with being handled for grooming etc., to go to a bed and stay there, confidence building activities such as walking over different surfaces, and good manners such as waiting at doors, not jumping up to grab food etc.

On graduating from Puppy or Beginner Class, you will go into the **Basic Training Class** which further develops these skills to a more advanced level, and introduces some new exercises.

On graduating from Basic Training, you can then choose either the **Social Class** (for fun, manners and real-world obedience training) or the **Pre-Trialling Class** (for those interested in Trialling in Obedience and/or Rally). You are welcome to try out both Social and Pre-Trialling Class options to see which one suits you best.

GRADUATION CRITERIA

PUPPY/BEGINNER CLASS

Dog and handler demonstrate the skills on two separate occasions. The “1” on their Membership Card is marked off for the first successful assessment and the “2” is marked off for the second successful assessment. A **red** graduation ribbon will be awarded.

Puppy/Beginner Class Graduation Criteria

- Sit/Stay—Dog sits close to handler for 10 seconds
- Down/Stay—Dog lies down close to handler for 10 seconds. Can be on a mat.
- Recall—Call dog to a reward while dog is walking freely on a loose lead 1-2 metres from handler.
- Walking on Lead—Handler can get and keep dog’s attention while walking 5-10 metres with at least 2 changes of direction. Exercise can be conducted by Instructor giving verbal instructions, or by the handler walking a designated route between plastic cones or similar.

BASIC TRAINING CLASS

Dog and handler demonstrate the skills on two separate occasions. The “3” on their Membership Card is marked off for the first successful assessment and the “4” is marked off for the second successful assessment. A **blue** graduation ribbon will be awarded.

Basic Training Class Graduation Criteria

- Sit/Stay close to handler while another dog walks past (no closer than 2 metres)
- Down/Stay while handler steps away to the end of the lead, then comes back to reward the dog and steps away again at least 3 times, then returning and releasing the dog (dog can be on a mat).
- Recall—Call dog while dog is walking freely on a 1.5-2 metre lead—dog must come on first call (handler can use name and/or call word) - repeated 3 times in succession. Dog can be rewarded for coming, but not lured.
- Walk on Lead—Handler can get and keep dog’s attention, while walking on a loose lead, with other dogs nearby but not so close by as to be an interference, for 10-20 metres including 2 changes of direction and 2 sits. Exercise can be conducted by Instructor giving verbal instructions, or by the handler walking a designated route between plastic cones or similar.

TRAINED DOG CERTIFICATE

Dog and handler demonstrate the skills once. The “5” on their Membership Card is marked off for a successful assessment. A **maroon** graduation ribbon will be awarded, together with a Trained Dog Certificate.

Trained Dog Certificate Graduation Criteria

- Sit/Stay close to handler while another dog walks past (no closer than 2 metres) and while a person walks by (no closer than 1 metre).
- Off Lead Down/Stay for 1 minute while handler steps away to a distance of 5 metres—dog may be on a mat (test on long lead if unsure).
- Recall—Call dog while dog is approximately 5 metres from handler. The dog should not be put in a stay/wait i.e. should be free ranging as if at the park/beach. Dog must return promptly and allow handler to clip lead on. Dog can be familiarised with the test area prior to the assessment. (Test can be conducted in the holding pen, with the handler calling dog to the gate, or elsewhere on the Club grounds on long lead if unsure of dog’s response).
- Walk on Lead—Handler can get and keep dog’s attention, while walking on a loose lead, with other dogs in the vicinity but not so close by as to be an interference, for at least 20 metres including 4 changes of direction, 2 sits and 2 downs. Exercise can be conducted by Instructor giving verbal instructions, or by the handler walking a designated route between plastic cones or similar.
- Rewards may be given after each exercise, but the dog may not be lured/baited/distracted with food.

DOG OF THE MONTH

A silver ribbon will be awarded to the Dog of the Month in each Class.

TIPS FOR KEEPING DOGS COOL IN SUMMER

Unlike humans, dogs are not able to cool themselves through sweating. Panting is their way of cooling their body down but, in summer, this may not always be enough. Heat can affect some dogs badly, particularly older dogs. What can we do to help?

WATER

Always ensure that your dogs have an adequate supply of water available to them during the day. During the summer months, put out extra containers of water in the shade. This way, if one container gets knocked over or dries up, there are other sources of water available to your dog to drink from. Using a ceramic bowl can help keep the water cool. They are also heavier and less likely to be tipped over.

Automatic water bowls connected to a garden hose are a good option (although more expensive) as they refill when the water level gets low.

A hydro toy is a fun way of hydrating your dog. These toys soak up water which is released as your dog plays with them. They can also be frozen.

SHADE

If at all possible, keep your dogs inside on a hot day allowing them access to cool tiles to lie down on. Closing the windows and blinds will assist in keeping the sun out.

If your dog has to be outside on a hot day, ensure that there is enough shade for them so that they can get some relief from the heat. If your backyard does not have enough shade, think about putting up an open air tent or shade sails.

Installing a mister kit under a verandah is also a great way to keep your dogs cool as they can drop the air temperature by up to 10 degrees.

COOLING MATS

There are multiple gel cooling mats on the market which come in a range of sizes. They are made of PVC making them resistant to tears from dog nails. Simply place them on the floor for your dog to lie on.

TREATS

You can make frozen treats for your dog by mixing up some chicken or beef stock and freezing them in ice cube trays or muffin trays. For bigger dogs you can use empty ice cream containers. You can also put food such as bananas, cooked pumpkin and other treats in the water/stock and freeze them overnight.

Alternatively packing a Kong with treats and yoghurt and freezing it provides a nice cooling treat for your dogs.

TIPS FOR KEEPING DOGS COOL IN SUMMER

POOLS

Putting some water in a child's clamshell pool is a great way for water loving dogs to cool off. Another good option is a collapsible PVC dog pool which comes in a range of sizes, most of which have a drainage valve making it easy to empty the water after use.

SUNSCREEN

Like us, our dogs can get sunburned, particularly those with white or pink skin or thin hair. The ears, nose, lips, snout, eyelids and chest are particularly susceptible. Always use a pet specific sunscreen on your dogs as some substances in human sunscreen can be toxic.

WALKING

Don't take your dog for a walk on a hot day as the hot pavement or sand can burn the pads of their feet. A good rule of thumb is if you cannot rest your hand on the pavement for seven seconds, it is too hot for your dog to walk on.

CARS

Please don't leave your dog in a parked car, even if you are only popping into the shop for some milk. It could take longer than expected and, in just a short period of time, the temperature in your car can rise to dangerous levels causing your dog to become stressed. In the worst case scenario it can even result in death.

If you suspect your dog is suffering from heatstroke, spray tepid or cool water onto their fur and skin and use a fan, then get them to a veterinarian. Do not use ice cold water or ice as this may bring their temperature down too rapidly.

Check out this video from our Head Instructor, Kate, showing some options that are available at local hardware stores for helping keep our dogs cool:

<https://www.facebook.com/107257332745973/videos/331501420777944>



Pam & Shadow



Karen & Nadia

Merry Christmas



Heather & Fergie



Maureen & Abby



Kym, Maggie & Norman



Robyn, Wallace & Beau



Kate & Badger



Cathy & Holly

From NCODC



Karen, Zero & Miles



Megan, Ruby & Cooper



Denise & Ziggy



Hayley & Asta

OBEDIENCE & RALLY RESULTS

HANDLER	DOG	DATE	CLUB	EVENT	PLACE	SCORE
Helen Tamassy	Kimmi	06/10/2019	SAODC	CCD	2nd	95
Helen Tamassy	Kimmi	19/10/2019	SDK&ODC	CCD	2nd	92
Helen Tamassy	Kimmi	14/03/2020	SDK&ODC	CCD	1st	99
Geraldine McDowell	Lochie	14/03/2020	SDK&ODC	CCD		85
John Fickling	Penny	31/09/2020	SAODC	CCD		90
Helen Tamassy	Kimmi	20/09/2020	Gundog Club SA	CD	1st	190
Sheila O'Neill	Louie	20/09/2020	Gundog Club SA	Open	1st	187
Brigitte Kepler	Darcy	14/03/2020	Southern Districts	Utility	1st	184
Helen Tamassy	Kimmi	06/10/2019	SAODC	Rally Novice	1st	97
Helen Tamassy	Kimmi	06/10/2019	SAODC	Rally Novice	4th	90
Helen Tamassy	Kimmi	30/08/2020	Gawler Dog Club	Rally Novice	2nd	97 (Title)
Helen Tamassy	Kimmi	12/09/2020	Gawler Dog Club	Rally Advanced	2nd	95
Helen Tamassy	Kimmi	04/10/2020	SAODC	Rally Advanced	2nd	91
Brigitte Kepler	Georgie	04/10/2020	SAODC	Rally Excellent	2nd	87
Brigitte Kepler	Georgie	04/10/2020	SAODC	Rally Excellent	1st	96
Brigitte Kepler	Georgie	31/10/2020	SAODC	Rally Excellent	3rd	94 (Title)
Elaine Schahinger	Roxy	04/10/2020	SAODC	Rally Excellent	3rd	80
Elaine Schahinger	Roxy	04/10/2020	SAODC	Rally Excellent	4th	85
Brigitte Kepler	Darcy	04/10/2020	SAODC	Rally Masters	3rd	96
Brigitte Kepler	Darcy	04/10/2020	SAODC	Rally Masters	1st	98
Brigitte Kepler	Darcy	31/10/2020	SAODC	Rally Masters	5th	94

AGILITY RESULTS

HANDLER	DOG	DATE	CLUB	EVENT	PLACE	TITLE
Michelle Chapman	Asha	05/09/2020	ADCSA	ADM	1st	
Michelle Chapman	Asha	05/09/2020	ADCSA	JDM	2nd	
Mel Maiolo	Chilli	22-23/08/2020	Riverland	ADX	1st	
Mel Maiolo	Chilli	22-23/08/2020	Riverland	ADX	1st	
Mel Maiolo	Chilli	22-23/08/2020	Riverland	ADX	2nd	
Mel Maiolo	Chilli	25/07/2020	ADCSA	JDX	1st	
Mel Maiolo	Chilli	22-23/08/2020	Riverland	JDX	1st	
Mel Maiolo	Chilli	22-23/08/2020	Riverland	JDX	1st	
Mel Maiolo	Chilli	22-23/08/2020	Riverland	JDX	1st	
Mel Maiolo	Chilli	22-23/08/2020	Riverland	JDX	1st	

CANTEEN FACILITIES



Feel like a refreshment? Pop on over to our Club Canteen and see the lovely Yvonne—tea, coffee, biscuits, cans of drink and confectionery are all available for purchase.

CLUB SHOP

Leads
Dumbbells
Club Polo Shirts

Slip Collars
Pigs Ears (\$2.00 each)
Club Jackets

Dog Stakes
Training Aids
Club Badges


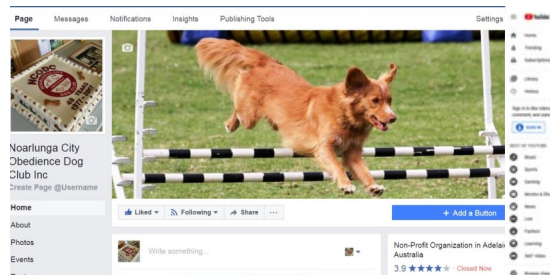
are all available for purchase in our Club Shop.

The erected enclosure is not just for instructors' dogs but for any dog that will be left unattended for a period of time. It's still ok to tie your dog to the verandah if you're only going into the Clubrooms to get a coffee etc., but if the dog is to be left for anything in excess of 10 minutes then it needs to be in the enclosure.

Don't forget to visit our website, Facebook & YouTube pages

www.noarlungadogclub.net

<https://www.facebook.com/Noarlunga-City-Obedience-Dog-Club-Inc->



"IT'S OKAY! MY DOG IS FRIENDLY"

NO! NO! IT'S NOT OKAY!

Just because your dog is friendly does not mean other dogs are. Some may be nervous, reactive, fearful, in training, or owned by people who want to be left alone.

NEVER LET YOUR DOG RUN UP TO ANOTHER DOG

RESPECT OTHERS & THEIR NEED FOR SPACE

IF YOU HAVE NO VOICE CONTROL OVER YOUR DOG
KEEP THEM ON A LEASH

Dogwalkeressentials.com

