


On Four Paws



Spring 2022



A NOTE TO ALL TRIALLING MEMBERS

Please remember that all Obedience, Rally or Agility competitors who want to be included in the end of year trophies must have NCODC on their trial entries so it appears in the catalogues.

For Obedience & Rally results, fill in the results slip in the Clubroom or email Brigitte Kepler (brig1@internode.on.net) for an online results slip.

Don't forget to submit your results as soon as you have passed, not only when you gain a title, so they can be added to the newsletter and counted for end of year trophies.

All correspondence should be addressed to:

The Secretary

NCODC Inc

PO Box 377

MORPHETT VALE SA 5162



0481 845 050



noarlungadogclub@gmail.com

COVER MODELS

Louie

INSIDE THIS EDITION

NCODC Ground Rules	4
Training Times & Cancellation Policy	5
2022 Instructors	6
2022 Committee & Membership Fees	7
Obedience & Rally Results	8
Photos from around the Club	8
New Members	9
Graduations	10
Class Structure	11
Graduation Criteria	12
What are Lickimats & how to use them	13
Trick Dog Class Timetable	15
Scent Work Course	15
Canteen Facilities & Club Shop	16



NCODC GROUND RULES

VACCINATIONS

- ♦ All dogs must have regular vaccinations for distemper and parvovirus. Certificates of vaccination or Titre testing must be shown when joining.

OH! SH*T!

- ♦ If your dog fouls the school grounds or precinct, it is your responsibility to clean it up in the bags and buckets provided for this purpose.
- ♦ If your dog poops—you scoop!

LEADS & COLLARS

- ♦ During Club training times, dogs must be kept on a lead at all times, except when instructed by a trainer to remove it during training sessions. This rule applies to the whole of the school grounds.
- ♦ Only approved leads and collars are to be used on dogs whilst on Club grounds.
- ♦ Dogs are not to be tied to the Club shed or allowed on the verandah whilst being left unattended by the handler. Dogs must be tethered to the hitching rails provided.

NOT PERMITTED

- ♦ Bitches in season are not permitted on Club grounds.
- ♦ Dogs are not permitted in Clubrooms
- ♦ There is absolutely no smoking whilst training in class.
- ♦ No training equipment to be used unless under the supervision of an instructor.
- ♦ Members shall not treat their dog in a manner which is unacceptable to the Club, ie no hitting or kicking your dog.

CHILD HANDLERS

- ♦ Must be a minimum age of 12 years and train at the discretion of the Head Instructor.
- ♦ Junior handlers aged 12-16 years must have a parent/guardian present during training sessions.
- ♦ Children under 12 years are not permitted to handle dogs whilst on grounds.
- ♦ Children are the responsibility of parents/guardians whilst on grounds and are not to approach unattended dogs.

INSTRUCTOR'S DISCRETION

- ♦ The class instructor reserves the right to send the dog back to another class if it is to the dog's advantage.
- ♦ Any dog which is considered by an instructor to be a potential threat to either another dog or Club member, shall be required to wear a muzzle whilst on the Club grounds during training.

APPROPRIATE ATTIRE

- ♦ Appropriate clothing and footwear (closed in, flat) should be worn at all training sessions.

MEMBERSHIP BADGES

- ♦ Current membership badges must be worn in class at all times.

TRAINING TIMES

Sunday Mornings

8.30am—9.30am	All Obedience Trialling Classes (Instructors & Office Staff first)
From 9.15am	Rally Obedience
9.15am—9.45am	New Members Beginners Intermediate (Obedience)
10.00am—10.30am	Puppies Social Class Pre-Trialling

Monday Nights

6.00 pm	Equipment Setup
6.45 pm—7.30 pm	Agility Trialling—All Classes
7.45 pm—8.30 pm	Intermediate (Agility)

*Note: To enquire in relation to Agility Starters, please email Chloe Threadgold on Chloe.threadgold@gmail.com. Dogs must be at least 6 months of age and have graduated from Intermediate Class (Obedience).

Wednesday Nights

7.00 pm—7.30 pm	Puppies Beginners
7.45 pm—8.15 pm	New Members Intermediate (Obedience) Social Class

TRAINING CANCELLED

Sunday Mornings	Training will be cancelled if the forecast maximum temperature for Noarlunga is 34C or more as per the Bureau of Meteorology website (www.bom.gov.au)
Mon / Wed Nights	Training will be cancelled if the Noarlunga temperature is 34C or more at 5pm as per the Bureau of Meteorology website (www.bom.gov.au)
Public Holidays	Sunday & Monday if a public holiday is a Monday Any other public holidays

Please refer to our website (noarlungadogclub.net) or Facebook page for updates

NCODC INSTRUCTORS

HEAD INSTRUCTOR

Vacant

ASSISTANT HEAD INSTRUCTOR

Vacant

INSTRUCTORS—OBEDIENCE

Pam Davis	Heather O'Brien	Karen Mort
Karen McFarlane	Kym McFarlane	Megan Behrendt
Robyn van der Linden	Denise Quemard	Unetta Shugg
Maureen Bishop	Cathy Miller	Becca Everest

INSTRUCTORS—AGILITY

Mel Maiolo	Chloe Threadgold
Melissa Jolley	Sharon Gahan
Michelle Chapman	Marie Warming
Sophie Wright	

INSTRUCTORS—RALLY OBEDIENCE

Vacant

*Our Club consists of Volunteer Instructors, Committee & Helpers!
Any help you can give is always appreciated*

2022 COMMITTEE & MEMBERSHIP FEES

PRESIDENT	Brian Fielder	8326 5951
SECRETARY	Denise Quemard	0414 650 349
TREASURER	Hayley Quemard	0401 194 947

Sheila O'Neill	Taylor Parsons
Charmaine Kenner	Darren Hale
Danny Harvey	

TRIAL MANAGER	Brian Fielder (Agility & Obedience)
TRIAL SECRETARY	Bronwyn Gascoigne (Agility) Denise Quemard (Obedience/Rally)
TRIAL RECORDS	Brigitte Kepler (Obedience/Rally)
EDITOR	Cathy Miller

2022 MEMBERSHIP FEES

Joining Fee \$20.00

Annual Membership Fee

Single \$20.00

Double/Family \$30.00

Pensioner—Single \$13.00

Pensioner—Family \$15.00

Junior/Student \$15.00

Class Fees Per Training Session

Obedience \$2.00 per dog

Agility \$2.00 per dog

Rally \$2.00 per dog



Tricks \$2.00 per dog

The Committee of NCODC and/or the Editor of the NCODC magazine 'On Four Paws' (i) reserves the right to decide in its absolute discretion what materials of any nature including but not limited to articles and advertisements ('material') will be published in the magazine; (ii) reserves the right to refuse to publish any material, to edit and/or change the format of any material and to place conditions on the publication of any material and (iii) accepts no responsibility for error in the publication of any material. The opinions expressed in any material in the NCODC magazine are not necessarily those of the Noarlunga City Obedience Dog Club.

OBEDIENCE & RALLY RESULTS

HANDLER	DOG	DATE	CLUB	EVENT	PLACE	SCORE
Denise Quemard	Ziggy	28/08/2022	GSDC of SA	CCD	2nd	93
Brigitte Kepler	Darcy	18/06/2022	NCODC	Open	3rd	192
Sue Wynbergen	Teddy	18/06/2022	NCODC	Open		171
Brigitte Kepler	Darcy	18/06/2022	NCODC	Rally Advanced	2nd	97
Brigitte Kepler	Darcy	09/07/2022	SDK & ODC	Rally Advanced	3rd	96
Brigitte Kepler	Darcy	13/08/2022	PDODC	Rally Advanced	1st	96
Brigitte Kepler	Darcy	13/08/2022	PDODC	Rally Advanced	1st	94
Brigitte Kepler	Darcy	18/06/2022	NCODC	Rally Excellent	2nd	96
Brigitte Kepler	Darcy	09/07/2022	SDK & ODC	Rally Excellent	1st	98
Brigitte Kepler	Darcy	13/08/2022	PDODC	Rally Excellent	2nd	95
Brigitte Kepler	Darcy	13/08/2022	PDODC	Rally Excellent	1st	100
Brigitte Kepler	Georgie	18/06/2022	NCODC	Rally Masters	2nd	98
Brigitte Kepler	Georgie	09/07/2022	SDK & ODC	Rally Masters	1st	96
Brigitte Kepler	Georgie	13/08/2022	PDODC	Rally Masters	2nd	97

PHOTOS FROM AROUND THE CLUB



NEW MEMBERS: MARCH—MAY 2022

We extend a warm welcome to all our new Members:

Belinda & Jim Harris & Logan

Lyndal Hudson & Willow

Kiah Pettersson & Darling

Ellen Beresny & Tara

Jennifer & Andrew Curtis & Willow

Chris Swart & Elsie

Molly & Linda Haigh & Teddy & Bonnie

Linda & Joshua Lamb & Buddy

Margaret & Michelle Baker & Faelar

Anna Yablonska & Denie

Sue & Owen Vinall & Ivy

Jo & Chloe James & Rosco

Margo Thompson & Barney

Susan & Rhys Constable & Lolli

Melissa Edlington & Luna

Donna Mansfield & Rosie

Anna, Lars, Steph & Renae Petersen & Bunji

Mel & Trevor Smith & Percy

Alicia Gill & Seymour

Sarah Robinson & Harry

Sally Huxtable & Arlo

Clayton Jones & Bear

Emily Rowe & Brad Ewins & Mia

Sam Jongenelis & Louis

Howard & Ryall Finbar & Finbair

David & Eve Ornig & Chevy

Kay Hague & Emmie

Leeanne Maddison & Frankie

Tracey Clifton & Venus

James Mckendrick & Ivy



1. Wear your badge in class.
2. Bring plenty of soft treats cut up into small pieces (e.g. fritz, chicken, cheese, hot dog). If you leave your treat bag at home, treat bags are available in the Clubroom for \$2.00 each
3. Clean up after your own dog. You should always carry your own poo bags but if you forget, there are poo bags available in the shed, together with a bucket to dispose of bags.
4. Do not approach another dog without asking the owner first as not all dogs want to say "hi". Do not feel embarrassed to say no if you do not want someone else to approach your dog.
5. Most of all, have FUN and ENJOY your dog training

GRADUATIONS

Congratulations to all our Graduates!

PUPPIES

15/06/2022	Mike Duffield & Kirra
22/06/2022	Kelly Fitt & Dudley
22/06/2022	Aaron Bergmann & Ace
26/06/2022	Josh Lavery & Ollie
26/06/2022	Aliya Piper & Winnie
10/07/2022	Bev Mayne & Kevin
13/07/2022	Lynette Kingsley & Luna
20/07/2022	Robin Michell-Portius & Chester
20/07/2022	Brooke Michell-Portius & Chester
21/07/2022	Patricia Smith & Ginger
21/07/2022	Kylie Grundy & Aella
24/07/2022	Natasha Bartholomew & Raiden

BEGINNERS

03/07/2022	John Pethick & Cleo
03/07/2022	Lisa Cameron & Ruby
14/08/2022	Samantha Gross & Paco

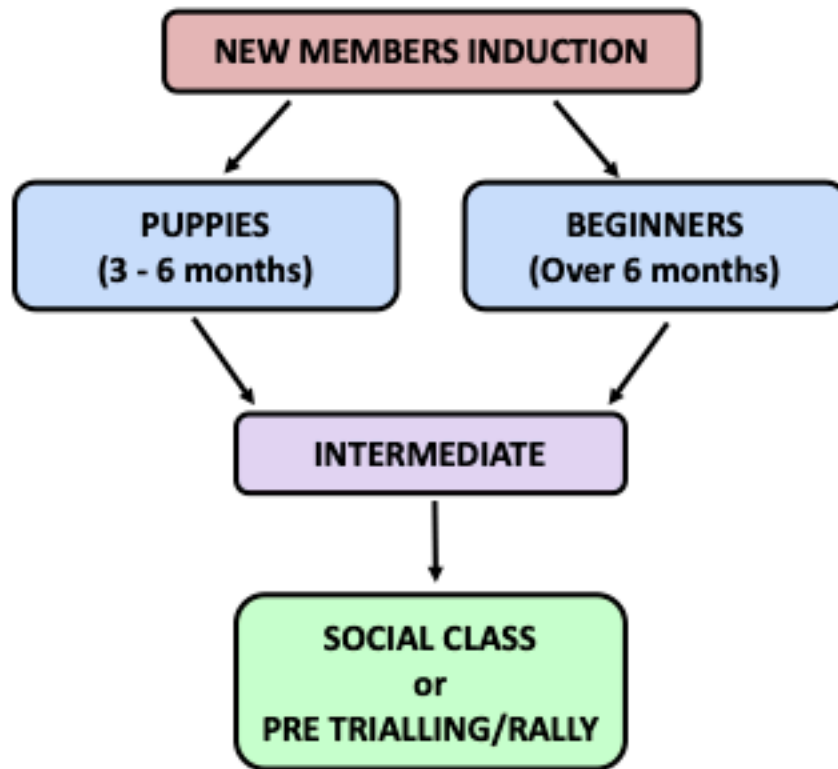
INTERMEDIATE

13/07/2022	Jane Tyler & Chayce
13/07/2022	Hannah Aikman & Frankie

DOGS OF THE MONTH

Natasha Bartholomew & Raiden

CLASS STRUCTURE



New Members Induction Class is for all new Members and covers Club Rules, suitable training equipment (collars, leads etc) for class, why we use food, toys and praise in training, plus the basic exercises of sit, lie down, pay attention (Watch), come when called and walking on lead.

After attending the New Members Class, you will start in either Puppy or Beginners Class, depending on your dog's age.

Puppy Class (for dogs 3-6 months) and **Beginners Class** (for dogs over 6 months) will include basic training (sit, lie down, come, pay attention, come when called, stay, walk on a lead), how to teach your puppy to be comfortable with being handled for grooming etc., to go to a bed and stay there, confidence building activities such as walking over different surfaces, and good manners such as waiting at doors, not jumping up to grab food etc.

On graduating from Puppy or Beginner Class, you will go into the **Intermediate Class** which further develops these skills to a more advanced level, and introduces some new exercises.

On graduating from the Intermediate Class, you can then choose either the **Social Class** (for fun, manners and real-world obedience training) or the **Pre-Trialling Class** (for those interested in Trialling in Obedience and/or Rally). You are welcome to try out both Social and Pre-Trialling Class options to see which one suits you best.

GRADUATION CRITERIA

PUPPY/BEGINNER CLASS

Dog and handler demonstrate the skills on two separate occasions. The "1" on their Membership Card is marked off for the first successful assessment and the "2" is marked off for the second successful assessment. A **red** graduation ribbon will be awarded.

Puppy/Beginner Class Graduation Criteria

- Sit/Stay—Dog sits close to handler for 10 seconds
- Down/Stay—Dog lies down close to handler for 10 seconds. Can be on a mat.
- Recall—Call dog to a reward while dog is walking freely on a loose lead 1-2 metres from handler.
- Walking on Lead—Handler can get and keep dog's attention while walking 5-10 metres with at least 2 changes of direction. Exercise can be conducted by Instructor giving verbal instructions, or by the handler walking a designated route between plastic cones or similar.

INTERMEDIATE CLASS

Dog and handler demonstrate the skills on two separate occasions. The "3" on their Membership Card is marked off for the first successful assessment and the "4" is marked off for the second successful assessment. A **blue** graduation ribbon will be awarded.

Intermediate Graduation Criteria

- Sit/Stay close to handler while another dog walks past (no closer than 2 metres)
- Down/Stay while handler steps away to the end of the lead, then comes back to reward the dog and steps away again at least 3 times, then returning and releasing the dog (dog can be on a mat).
- Recall—Call dog while dog is walking freely on a 1.5-2 metre lead—dog must come on first call (handler can use name and/or call word) - repeated 3 times in succession. Dog can be rewarded for coming, but not lured.
- Walk on Lead—Handler can get and keep dog's attention, while walking on a loose lead, with other dogs nearby but not so close by as to be an interference, for 10-20 metres including 2 changes of direction and 2 sits. Exercise can be conducted by Instructor giving verbal instructions, or by the handler walking a designated route between plastic cones or similar.

TRAINED DOG CERTIFICATE

Dog and handler demonstrate the skills once. The "5" on their Membership Card is marked off for a successful assessment. A **maroon** graduation ribbon will be awarded, together with a Trained Dog Certificate.

Trained Dog Certificate Graduation Criteria

- Sit/Stay close to handler while another dog walks past (no closer than 2 metres) and while a person walks by (no closer than 1 metre).
- Off Lead Down/Stay for 1 minute while handler steps away to a distance of 5 metres—dog may be on a mat (test on long lead if unsure).
- Recall—Call dog while dog is approximately 5 metres from handler. The dog should not be put in a stay/wait i.e. should be free ranging as if at the park/beach. Dog must return promptly and allow handler to clip lead on. Dog can be familiarised with the test area prior to the assessment. (Test can be conducted in the holding pen, with the handler calling dog to the gate, or elsewhere on the Club grounds on long lead if unsure of dog's response).
- Walk on Lead—Handler can get and keep dog's attention, while walking on a loose lead, with other dogs in the vicinity but not so close by as to be an interference, for at least 20 metres including 4 changes of direction, 2 sits and 2 downs. Exercise can be conducted by Instructor giving verbal instructions, or by the handler walking a designated route between plastic cones or similar.
- Rewards may be given after each exercise, but the dog may not be lured/baited/distracted with food.

DOG OF THE MONTH

A silver ribbon will be awarded to the Dog of the Month in each Class.



WHAT ARE LICKIMATS AND HOW DO YOU USE THEM?

Reprinted with kind permission from Karen of myhappy.dog

For those of you who have not yet heard of this wonderful tool, Lickimats are rubber mats covered with ridges and bumps on which you smear delicious food for your dog to slowly lick away at. Because of all the texture on the surface of the mats, the food gets caught so they can't grab much food at a time. This means it takes a while for them to finish all of the delicious treats which helps to ease anxiety, create a distraction and bust boredom!

LickiMats for anxious dogs

How does licking reduce anxiety exactly? To explain this, we are going to have to get a little scientific. When dogs lick for a period of time it triggers endorphins, serotonin and oxytocin levels to increase in the body. These hormones are often referred to as the happiness hormones because they help relieve pain, reduce stress and improve mood. So when dogs have a yummy LickiMat that takes some time to finish, the licking has a soothing effect on the dogs mind reducing their overall stress and anxiety. It is so soothing in fact that quite often dogs will lay down to lick the mat, this is a great sign that the LickiMat is working!

For anxious dogs, I recommend using the LickiMat Soother. The fine bumpy design means it takes longer to finish and all the tiny bumps are extra stimulating on the tongue. LickiMat Soothers are perfect to use during thunderstorms, fireworks displays or when a visitor stops by that your dog just doesn't like! If bath time is stressful in your house you could also try the LickiMat UFO. It has fine bumps on the front and suction caps on the back so you can stick it to the wall of the tub during washing, or to a window or other smooth surface when blow drying. The LickiMat UFO also has an innovative lip which catches any food that drops off the mat while they are licking it! Clever!

My Dog doesn't have anxiety, what else are LickiMats good for?

Innovative Pet Products have developed quite a range of LickiMats designed for all different purposes, and all different types of food! There are too many products for me to list them all here, but these are some of my favourites:

- **Enrichment activity** - Members of the Happy Dog Pack know that I LOVE canine enrichment activities, and that they are a staple in our household! You could use any of the LickiMat products as a stimulating enrichment activity, but some of my favourite uses are laying LickiMat Soothers, Buddys, Playdates, UFOs or Wobbles out as part of a treasure hunt, especially great if you feed raw/cooked foods!
- **Boredom buster** - If you are heading out for a period of time, fill a LickiMat (or a few!) with something delicious and pop them in the freezer. Give these to your dog on your way out the door and he won't even notice you were gone! A word of warning, please don't leave your dog alone with a LickiMat until you know they aren't going to chew it! You can also try the LickiMat Tuff series which are designed to be stronger against chewers and teething puppies. For extra protection you can try the LickiMat Keeper which essentially turns the LickiMat into a bowl so makes it hard to get to the edges of the mat to chew them.
- **Slow feeder** - If dogs eat too quickly they can suffer from boat which can be quite a serious condition in dogs which they can sadly die from if left untreated! Luckily there are many LickiMats you can choose from to slow your dog down. Whether you feed raw, cooked or dry food, consider the LickiMat Slomo as its deep holes are ideal for slowing those greedy pups down!

- Oral health - Licking the textured surface of the LickiMats stimulates saliva production as well as scrapes the dogs tongue which cleans it and helps remove bacteria. All of which promote healthy teeth and gums and reduce that nasty doggy breath!
- Cats - Did you know you can get LickiMats for cats too?! When cats feed from LickiMats it allows them to crouch down to eat while still being able to monitor their surroundings. This is how cats would eat in the wild so allowing domestic cats to eat in this same way can help reduce stress and anxiety with the added benefit of slowing down their eating. The LickiMat Classic Casper and LickiMat Classic Felix are specially designed for cats and cat food.

What to put on them

There are many, many different toppings you can use on any of the LickiMats, so here are a few ideas to get you started:

- Runny toppings (great for the LickiMat Soother) - Natural yoghurt, bone broth, baby food, fruit puree, raw eggs
- Sticky toppings (great for the LickiMat PlayDate) - Pureed cooked vegetables, soaked kibble, peanut butter, scrambled eggs (without oils and seasonings)
- Chunky toppings (great for the LickiMat Buddy) - Raw/cooked dog food, chunky cooked vegetables, mashed banana

These are just a few ideas, but as you can see the possibilities are endless! For more inspiration check out my post: [Healthy LickiMat topping ideas to help you create your own delicious recipes.](#)

Just be sure to use any “junk food” toppings in moderation. I also recommend that if the LickiMat is given outside of a regular meal, reduce their previous/next meal to balance out the extra calories going in!

To see full blog post visit www.myhappy.dog. You will not only find further information about LickiMats and ideas to help you create your own delicious toppings, but also many other great dog related tips, advice and creative ideas

★★
 ★ Interested in purchasing a LickiMat for the favourite dog or dogs in your life? ★
 ★ Thanks to myhappy.dog, you can visit LickiMat.com and use the code ★
 ★ **HAPPYDOG20** (all caps) to receive **20% OFF!!** This includes all full ★
 ★ priced individual products (excluding bundles). ★
 ★ Offer Expires: 29 November 2022, so get in quick! ★
 ★★



TRICK DOG CLASS

7.30—8.15 pm fortnightly on a Thursday (see dates below)
Open to members who have graduated Puppy/Beginner Obedience Class



**Learn tricks for fun or competition
Ring Practice for Trick Dog Tests**



Current NCO DC membership required—please wear your badge
Class Fee: \$2.00 per dog

2022 Upcoming Class Schedule:

Thursday, 29 September
Thursday, 27 October
Thursday, 24 November

Thursday, 13 October
Thursday, 10 November

SCENT WORK COURSE

Scent Work is a new sport where the dog locates an odour and communicates to the handler that the odour has been found.

Are you interested in learning how to train your dog in Scent Work? Our Club will be holding Scent Work training sessions which will be run over five weeks with two sessions each night starting at 6:30 p.m. and 7:30 p.m.

Sessions are open to Club members only. New Members are welcome at the Club - please see the Club website for Membership details. The next course will be announced via the Club's Facebook page.

How to Register:

To secure your place please email Narelle - Kanberchic@optusnet.com.au or speak to Narelle at Wednesday night training. Places will be limited, ONE dog per handler & you must register before the sessions start. By registering you are signing up to attend ALL 5 sessions.

How Much Will it Cost?

The course will cost \$25.00 which is payable on the first night.

What to Bring to the Sessions:

You, your dog (who must be in a harness or on a fixed collar), lots of yummy treats and a small jar so the instructors can give you some scent tips to practice with.

CANTEEN FACILITIES



Feel like a refreshment? Pop on over to our Club Canteen —tea, coffee, biscuits, cans of drink and confectionery are all available for purchase.

Cappuccinos, lattes and long blacks are now available for \$3.50.

CLUB SHOP

Leads
Dumbbells
Club Polo Shirts
Puppingtons Treat Pouches

Slip Collars
Pigs Ears (\$2.00 each)
Club Jackets
Bags of Fritz (\$2.00 each)

Dog Stakes
Training Aids
Club Badges

are all available for purchase in our Club Shop.

The erected enclosure is not just for instructors' dogs but for any dog that will be left unattended for a period of time. It's still ok to tie your dog to the verandah if you're only going into the Clubrooms to get a coffee etc., but if the dog is to be left for anything in excess of 10 minutes then it needs to be in the enclosure.

If you use the enclosure, it is your responsibility to check the enclosure and clean up your dog's poo. Bags are provided for this purpose and can be disposed of in the bin provided outside the training shed.

Don't forget to visit our website, Facebook & YouTube pages

www.noarlungadogclub.net

<https://www.facebook.com/Noarlunga-City-Obedience-Dog-Club-Inc->

