

# On Four Paws



*Autumn 2021*



### ***A NOTE TO ALL TRIALLING MEMBERS***

Please remember that all Obedience, Rally or Agility competitors who want to be included in the end of year trophies must have NCODC on their trial entries so it appears in the catalogues.

For Obedience & Rally results, fill in the results slip in the Clubroom or email Brigitte Kepler (brig1@internode.on.net) for an online results slip.

Agility Qualification Records should be submitted via email to Chloe Threadgold (chloe.threadgold@gmail.com) on the Master Record Sheet.

Don't forget to submit your results as soon as you have passed, not only when you gain a title, so they can be added to the newsletter and counted for end of year trophies.

***All correspondence should be addressed to:***

**The Secretary  
NCODC Inc  
PO Box 377  
MORPHETT VALE SA 5162**



**0481 845 050**



**noarlungadogclub@gmail.com**

COVER MODELS

Cooper, Ruby & Scout

# INSIDE THIS EDITION

NCODC Ground Rules .....	4
Training Times & Cancellation Policy .....	5
2021 Instructors .....	6
2021 Committee & Membership Fees .....	7
President's Report .....	8
Head Instructor's Report .....	9
Introducing Mel Maiolo .....	10-11
New Members .....	12
Class Structure .....	13
Graduation Criteria .....	14
Canine Enrichment .....	15-16
New to the Club Shop .....	17
Canteen Facilities & Club Shop .....	18



# NCODC GROUND RULES

## VACCINATIONS

- ♦ All dogs must have regular vaccinations for distemper and parvovirus. Certificates of vaccination or Titre testing must be shown when joining.

## OH! SH\*T!

- ♦ If your dog fouls the school grounds or precinct, it is your responsibility to clean it up in the bags and buckets provided for this purpose.
- ♦ If your dog poops—you scoop!

## LEADS & COLLARS

- ♦ During Club training times, dogs must be kept on a lead at all times, except when instructed by a trainer to remove it during training sessions. This rule applies to the whole of the school grounds.
- ♦ Only approved leads and collars are to be used on dogs whilst on Club grounds.
- ♦ Dogs are not to be tied to the Club shed or allowed on the verandah whilst being left unattended by the handler. Dogs must be tethered to the hitching rails provided.

## NOT PERMITTED

- ♦ Bitches in season are not permitted on Club grounds.
- ♦ Dogs are not permitted in Clubrooms
- ♦ There is absolutely no smoking whilst training in class.
- ♦ No training equipment to be used unless under the supervision of an instructor.
- ♦ Members shall not treat their dog in a manner which is unacceptable to the Club, ie no hitting or kicking your dog.

## CHILD HANDLERS

- ♦ Must be a minimum age of 12 years and train at the discretion of the Head Instructor.
- ♦ Junior handlers aged 12-16 years must have a parent/guardian present during training sessions.
- ♦ Children under 12 years are not permitted to handle dogs whilst on grounds.
- ♦ Children are the responsibility of parents/guardians whilst on grounds and are not to approach unattended dogs.

## INSTRUCTOR'S DISCRETION

- ♦ The class instructor reserves the right to send the dog back to another class if it is to the dog's advantage.
- ♦ Any dog which is considered by an instructor to be a potential threat to either another dog or Club member, shall be required to wear a muzzle whilst on the Club grounds during training.

## APPROPRIATE ATTIRE

- ♦ Appropriate clothing and footwear (closed in, flat) should be worn at all training sessions.

## MEMBERSHIP BADGES

- ♦ Current membership badges must be worn in class at all times.

## TRAINING TIMES

### Sunday Mornings

8.30am—9.30am	All Obedience Trialling Classes (Instructors & Office Staff first)
From 9.15am	Rally Obedience
9.15am—9.45am	New Members Beginners Basic Training
10.00am—10.30am	Puppy Social Class Pre-Trialling

### Monday Nights

6.45 pm—7.30 pm	Agility Trialling—All Classes
7.45 pm—8.30 pm	Intermediate

\*Note: Agility Starters will be run as a 4 week course. Dogs must be at least 12 months of age and have completed Basic Training. Email Head Agility Instructor, Mel, on [smmaiolo@bigpond.com](mailto:smmaiolo@bigpond.com) to register

### Wednesday Nights

7.00 pm—7.30 pm	Puppies Beginners
7.45 pm—8.15 pm	New Members Basic Training
7.45 pm—8.30 pm	Social Class

## TRAINING CANCELLED

<b>Sunday Mornings</b>	Training will be cancelled if the forecast maximum temperature for Noarlunga is 34C or more as per the Bureau of Meteorology website ( <a href="http://www.bom.gov.au">www.bom.gov.au</a> )
<b>Mon / Wed Nights</b>	Training will be cancelled if the Noarlunga temperature is 34C or more at 5pm as per the Bureau of Meteorology website ( <a href="http://www.bom.gov.au">www.bom.gov.au</a> )
<b>Public Holidays</b>	Sunday & Monday if a public holiday is a Monday Any other public holidays
Please refer to our website ( <a href="http://noarlungadogclub.net">noarlungadogclub.net</a> ) or Facebook page for updates	

# NCODC INSTRUCTORS

## HEAD INSTRUCTOR

Kate Lloyd

## ASSISTANT HEAD INSTRUCTOR

Cathy Miller

## INSTRUCTORS—OBEDIENCE

Pam Davis	Heather O'Brien	Megan Behrendt
Karen McFarlane	Kym McFarlane	
Robyn van der Linden	Cathy Miller	
Maureen Bishop	Karen Mort	

## INSTRUCTORS—AGILITY

Mel Maiolo	<b>Aspiring</b>
Melissa Jolley	Chloe Threadgold
Michelle Chapman	Sharon Gahan
Sophie Wright	

## INSTRUCTORS—RALLY OBEDIENCE

Kate Lloyd  
Rae Hedger

## CLUBROOMS

CANTEEN – Yvonne Hardwick

*Our Club consists of Volunteer Instructors, Committee & Helpers!  
Any help you can give is always appreciated*



# 2020 COMMITTEE & MEMBERSHIP FEES

PRESIDENT	Brian Fielder	8326 5951
VICE PRESIDENT	John Fickling	8325 2330
SECRETARY	Denise Quemard	0414 650 349
TREASURER	Hayley Quemard	0401 194 947

Martyn Bartlett  
 Charmaine Kenner  
 Danny Harvey

Megan Behrendt  
 Sheila O'Neill  
 Taylor Parsons

TRIAL MANAGER	Brian Fielder (Agility & Obedience)
TRIAL SECRETARY	Bronwyn Gascoigne (Agility) Denise Quemard (Obedience/Rally)
TRIAL RECORDS	Chloe Threadgold (Agility) Brigitte Kepler (Obedience/Rally)
EDITOR	Cathy Miller

## **2021 MEMBERSHIP FEES**

Joining Fee \$15.00

### ***Annual Membership Fee***

Single \$20.00

Double/Family \$25.00

Pensioner—Single \$13.00

Pensioner—Family \$15.00

Junior/Student \$15.00

### ***Class Fees Per Training Session***

Obedience \$2.00 per dog

Agility \$2.00 per dog

Rally \$2.00 per dog

The Committee of NCODC and/or the Editor of the NCODC magazine 'On Four Paws

- (i) reserves the right to decide in its absolute discretion what materials of any nature including but not limited to articles and advertisements ('material') will be published in the magazine; (ii) reserves the right to refuse to publish any material, to edit and/or change the format of any material and to place conditions on the publication of any material and
- (iii) accepts no responsibility for error in the publication of any material. The opinions expressed in any material in the NCODC magazine are not necessarily those of the Noarlunga City Obedience Dog Club.

# PRESIDENT'S REPORT

Hello everyone,

It's good to be back out at the club putting some time into our dogs. I'm sure they appreciate it. Let's just hope that we can get through the year without any of the issues that presented themselves last year.

We have had a steady influx of new members to complement the return of a good number of our members from last year which is very encouraging.

For our more experienced members the trialling season has begun and we have had some good results there already, so keep up the good work. The first of our own trials is on the 20<sup>th</sup> March with double Agility and Jumping trials so we wish our members who have entered the best of luck.

Later in the year we will be holding Obedience and Rally trials on 19<sup>th</sup> June as well as Agility and Jumping again on 9<sup>th</sup> October.

Well, it's short and sweet from me this time.

Cheers, Brian





# HEAD INSTRUCTOR'S REPORT

A warm welcome to all our new members, and welcome back to everyone who has renewed their membership for another year of training. Thank you to everyone for adhering to the COVID safety requirements - checking in on arrival and maintaining social distancing.

Some dogs need a bit of extra time to settle into class after the summer break - remember that "Distance is your Friend" and if your dog is concerned or over-excited, we encourage you to simply walk your dog around the Club's grounds and feed them some treats while they acclimatise to the busy environment. If your dog has difficulty focusing in class, take note of all the exercises that the Instructor covers and practice them at home and in less busy locations. Young dogs, and dogs that are new to training, often have difficulty concentrating for long periods, so give your dog plenty of mini-breaks between training exercises.

We endeavour to keep our class times consistent, but sometimes it will be necessary to change the time of one or more of the classes. Whilst we try to give you advance notice, if you do not attend regularly you may miss an announcement so please remember to keep an eye on the class times on the Club's website. Updates are also announced on the Club's Facebook Page.

Cathy Miller has kindly agreed to act as Assistant Head Instructor this year, supporting me in the Head Instructor role and filling in if I am absent. I'm also delighted that Mel Maiolo has taken on the role of Instructor-In-Charge for Agility, and welcome Mel to the position. Starting this year, Agility Starters will be run on Monday evenings as a short course consisting of a block of four consecutive weeks of instruction. To register for the Agility Starters Course, contact Head Agility Instructor Mel on [smmaiolo@bigpond.com](mailto:smmaiolo@bigpond.com)

We hope to see a return to normal competitive dog events this year and I wish lots of luck to all our Trialling Members. The new Rally Rules have come into effect, and we may even see the new sport of Scent Work get off the ground here in South Australia later this year.

All the best for 2021.

Kate—Head Instructor



# INTRODUCING MEL MAIOLO HEAD AGILITY INSTRUCTOR

My name is Mel Maiolo, your new Agility Head Instructor. Many of you may not know me, so I thought I would use this time to introduce myself and tell you a bit about my background in agility.

I have been involved in the dog world in some way or another for most of my life. My parents have been involved in the dog world for 40+ years. I was only a little kid when my parents were competing in Obedience. I competed in many lunchtime obedience junior handler competitions, with many different dogs.

I started competing in Agility with my own dogs in 2003. I have been an agility instructor since 2007 and I'm also a life member of the Agility Dog Club of SA. In the past I have been a committee member on the Dogs SA Agility Advisory Committee and the Agility Dog Club of SA. I also played a part in the organisation of the 2007 Agility Nationals.

My first agility dog, Thomas, had a stellar agility career. He won multiple Dogs SA awards including Top Snooker Dog in 2008 & Top Strategic Pairs Dog in 2008, 2009 & 2010. We competed in the 2007 Agility Nationals and came 3<sup>rd</sup> in the Excellent Strategic Pairs Final. Thomas also won the Masters Agility Class at the 2010 Royal Show. Thomas became the first dog in the State to gain his Masters Strategic Pairs title and his Masters Snooker title. Thomas gained all of his Masters titles in agility, jumping & games. He never had the opportunity to become an Agility Champion as he was retired when the new Agility Champion title came in.



Murphy is my second agility dog, and my first Toller. After having Thomas to learn from, I also did really well with Murphy. We have won many Dogs SA awards and are also multiple State Championship winners. We have competed at the Royal Adelaide Show, winning the Excellent Jumping class in 2011, and in 2012, winning the Open Agility class. Murphy is also a Dual Champion, having gained his Conformation title then gaining his Agility Champion title at the end of 2017. Murphy and I have represented South Australia in the State Team for the 2014 and 2016 Agility Nationals.

# INTRODUCING MEL MAIOLO HEAD AGILITY INSTRUCTOR



I am currently trialling Chilli, my young Toller. In his short agility career so far, Chilli has been a Royal Adelaide Show winner in 2019, winning the Novice Jumping & Novice Snooker classes. He has won awards at both Noarlunga & Agility Dog Clubs and competed in a couple of State Championships so far. In Conformation, Chilli got Puppy of Breed at the 2016 Royal Adelaide Show but he really didn't like showing, so I never pursued his conformation title. He always enjoys his agility, and that's more important to me.

I have also had the pleasure of competing with other people's dogs over the years, the highlight getting 3<sup>rd</sup> place in the Excellent Strategic Pairs Final at the 2014 Agility Nationals held in Queensland.

My fourth dog, Marley, an Aussie Shepherd, is currently being trained by my Dad, Neville Cox (for me, training and trialling two young dogs can be tricky, so I offered him to my Dad to train and keep him in the sport). Hopefully their agility career will kick off sometime this year.



Mel—Head Agility Instructor

# NEW MEMBERS: DEC 2020—FEB 2021

We extend a warm welcome to all our new Members:

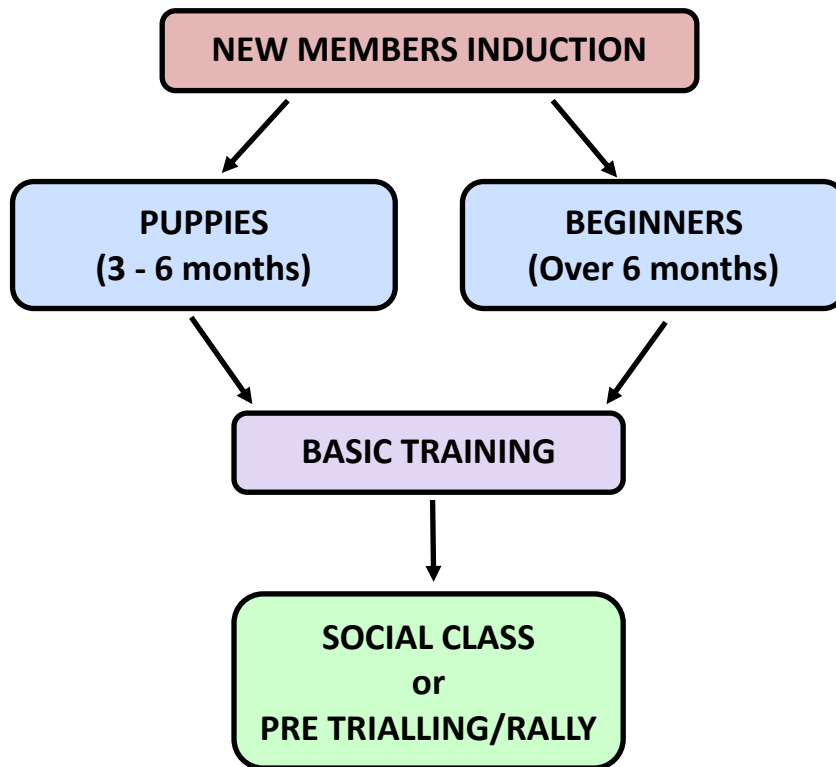
Lisa Chuganoff & Angus	Liam Warne, Emma Hassam & Ava Warne & Finn
Alex & Lia Poznak & Atticus	Kellie Farrugia & Stanley
Ellie Roper & Mamba	Hayley Caldicott & Missy
Silja Dagg & Ajay	Alex Bittner & Sarah Jeynes & Murphy
Sophie Manning & Lexi	Patsy & Gemma Burley & Pippa
Kylie McKinnell & Lexi	Aiden Forbes & Doug
Emma-Kate Lindsay & Poppi	Frances & Vivi Gore & Jack
Margaret Watson-England & Tex & Mikki	John Donaghay & Tulla
Melissa Scheer & Elara	Georgia Wood & Harry Firth & Tilly
Yvetta & Rodney Snelling & Hurricane	Andrea Sutherland & Tango
Brooke McGree & Gus	Lisa & Shane Stanley & Ollie
Lisa Clark & Scott Coombe & Jack & Jasper	Kathy Wills-Davis & Marli-Rose
Bernan Channing & Josh Prasad & Collin	Leigh & Jana Donnellan & Millie & Franklin
Lia Asrawe & Ruby	Charlotte & Lauren Bierer & Greta
Clancy Wallace-Gravett & Rusty	Julie Gates & Travis
Becky Hoggard & Bella	Joanne Hunting & Lexi
Pam Whisson & Puddle Duck	Judie Kent & Bonza
Michelle & Barry Kappler & Leo Lennard	Kathryn Platten & Cherie
Daniel & Janelle Thomas & Marble	Martine & Stuart Gregory & Nahla
Bruce, Leanne, Alex & Connor Dalton & Spoticious & Perdita	



1. Wear your badge in class.
2. Bring plenty of soft treats cut up into small pieces (e.g. fritz, chicken, cheese, hot dog). If you leave your treat bag at home, treat bags are available in the Clubroom for \$1.00 each
3. Clean up after your own dog. You should always carry your own poo bags but if you forget, there are poo bags available in the shed, together with a bucket to dispose of bags.
4. Do not approach another dog without asking the owner first as not all dogs want to say "hi". Do not feel embarrassed to say no if you do not want someone else to approach your dog.
5. Most of all, have FUN and ENJOY your dog training



# CLASS STRUCTURE



**New Members Induction Class** is for all new Members and covers Club Rules, suitable training equipment (collars, leads etc) for class, why we use food, toys and praise in training, plus the basic exercises of sit, lie down, pay attention (Watch), come when called and walking on lead.

After attending the New Members Class, you will start in either Puppy or Beginners Class, depending on your dog's age.

**Puppy Class** (for dogs 3-6 months) and **Beginners Class** (for dogs over 6 months) will include basic training (sit, lie down, come, pay attention, come when called, stay, walk on a lead), how to teach your puppy to be comfortable with being handled for grooming etc., to go to a bed and stay there, confidence building activities such as walking over different surfaces, and good manners such as waiting at doors, not jumping up to grab food etc.

On graduating from Puppy or Beginner Class, you will go into the **Basic Training Class** which further develops these skills to a more advanced level, and introduces some new exercises.

On graduating from Basic Training, you can then choose either the **Social Class** (for fun, manners and real-world obedience training) or the **Pre-Trialling Class** (for those interested in Trialling in Obedience and/or Rally). You are welcome to try out both Social and Pre-Trialling Class options to see which one suits you best.

# GRADUATION CRITERIA

## PUPPY/BEGINNER CLASS

Dog and handler demonstrate the skills on two separate occasions. The “1” on their Membership Card is marked off for the first successful assessment and the “2” is marked off for the second successful assessment. A **red** graduation ribbon will be awarded.

### Puppy/Beginner Class Graduation Criteria

- Sit/Stay—Dog sits close to handler for 10 seconds
- Down/Stay—Dog lies down close to handler for 10 seconds. Can be on a mat.
- Recall—Call dog to a reward while dog is walking freely on a loose lead 1-2 metres from handler.
- Walking on Lead—Handler can get and keep dog’s attention while walking 5-10 metres with at least 2 changes of direction. Exercise can be conducted by Instructor giving verbal instructions, or by the handler walking a designated route between plastic cones or similar.

## BASIC TRAINING CLASS

Dog and handler demonstrate the skills on two separate occasions. The “3” on their Membership Card is marked off for the first successful assessment and the “4” is marked off for the second successful assessment. A **blue** graduation ribbon will be awarded.

### Basic Training Class Graduation Criteria

- Sit/Stay close to handler while another dog walks past (no closer than 2 metres)
- Down/Stay while handler steps away to the end of the lead, then comes back to reward the dog and steps away again at least 3 times, then returning and releasing the dog (dog can be on a mat).
- Recall—Call dog while dog is walking freely on a 1.5-2 metre lead—dog must come on first call (handler can use name and/or call word) - repeated 3 times in succession. Dog can be rewarded for coming, but not lured.
- Walk on Lead—Handler can get and keep dog’s attention, while walking on a loose lead, with other dogs nearby but not so close by as to be an interference, for 10-20 metres including 2 changes of direction and 2 sits. Exercise can be conducted by Instructor giving verbal instructions, or by the handler walking a designated route between plastic cones or similar.

## TRAINED DOG CERTIFICATE

Dog and handler demonstrate the skills once. The “5” on their Membership Card is marked off for a successful assessment. A **maroon** graduation ribbon will be awarded, together with a Trained Dog Certificate.

### Trained Dog Certificate Graduation Criteria

- Sit/Stay close to handler while another dog walks past (no closer than 2 metres) and while a person walks by (no closer than 1 metre).
- Off Lead Down/Stay for 1 minute while handler steps away to a distance of 5 metres—dog may be on a mat (test on long lead if unsure).
- Recall—Call dog while dog is approximately 5 metres from handler. The dog should not be put in a stay/wait i.e. should be free ranging as if at the park/beach. Dog must return promptly and allow handler to clip lead on. Dog can be familiarised with the test area prior to the assessment. (Test can be conducted in the holding pen, with the handler calling dog to the gate, or elsewhere on the Club grounds on long lead if unsure of dog’s response).
- Walk on Lead—Handler can get and keep dog’s attention, while walking on a loose lead, with other dogs in the vicinity but not so close by as to be an interference, for at least 20 metres including 4 changes of direction, 2 sits and 2 downs. Exercise can be conducted by Instructor giving verbal instructions, or by the handler walking a designated route between plastic cones or similar.
- Rewards may be given after each exercise, but the dog may not be lured/baited/distracted with food.

## DOG OF THE MONTH

A silver ribbon will be awarded to the Dog of the Month in each Class.

# CANINE ENRICHMENT

Enrichment allows your dogs to engage in their natural behaviours such as playing, chasing, smelling, chewing and foraging. Dogs that are allowed to engage in these behaviours are more physically, emotionally and mentally satisfied. Unstimulated dogs often find their own ways to stimulate themselves which can result in unwanted behaviours.

There are many puzzles or toys available to buy which provide enrichment to our dogs such as:


Kongs/Treat Dispensing Toys  
Interactive Puzzle Toys  
Snuffle Mats



Flirt Poles  
Tug Toys  
LickiMats

However, you can also find things around the home which can be used. Here are some easy DIY ideas:


- Scatter your dog's dry food in the backyard so they can hunt and forage for their food.



- Sprinkle some dry treats in a mat, towel or yoga mat. Roll it up and let your dogs find the treats.

- Hide treats under an upturned washing basket and watch your dog figure out how to get to them.

- Place some food inside a muffin tray and place tennis balls on top then let your dog figure out how to get the treats.



- Tricks are a fun way to provide mental and physical enrichment for your dog so grab some treats and teach your dog a new trick! Some simple tricks include shake hands, kiss, spin, paws up on an object and crawl. Keep your sessions short and have fun with your dog!



- Fill a clamshell pool with balls and/or plastic bottles, throw in some treats and let your dog search through the balls to find the treats. You may need to start with only a few balls in the pool and gradually add more as your dog builds confidence. If they are not confident about getting into the clamshell, you can use an old tyre or join a piece of Ag-pipe into a circle.



# CANINE ENRICHMENT



- Most dogs love ripping apart cardboard and paper so raid your recycling bin and build a box city! Hide treats in the boxes amongst crumpled up newspaper then let your dog have fun searching through the boxes looking for the treats. (Yes, there will be a mess to clean up but your dogs will thank you for it!)

- Put treats inside a toilet paper roll and scrunch the ends. Hide the toilet paper rolls around your garden or inside then let your dogs use their nose to find them and have fun ripping apart the tube to eat their prize! Start by hiding them in easy places then gradually make it harder as your dogs improve.



- An alternative to a Lickimat is a silicone ice cube tray. Spread soft foods such as natural yoghurt, natural peanut butter, cream cheese, mashed banana and sardines into the ice cube tray and let your dog lick it out. To make it last longer, you can freeze it first which is a great option for hot days. Silicone pot mats and silicone baking sheets can also be used. If your dog picks up the mat, you can put it in a baking pan that is slightly larger than the mat which will make it harder for them to lift up.

- Make a designated sandpit area for your dog to pursue their natural canine instinct to dig. Partially bury some of your dog's toys or treats then let them dig up their buried treasure. If they dig in areas that are not allowed, redirect them back to their sandpit and block access to other areas.



Enrichment helps build confidence and problem solving skills. If your dog is struggling, make the game easier until they get the idea. Whenever you make a toy for your dog, make sure it is safe for your dog and supervise their use.



# New to the Club Shop

NCODC are now stocking *Puppingtons* Treat Pouches.

Two different designs available - \$30.00 each (including belt)



Pictured: Puppingtons Trainers Pouch

Treat pouches are a great investment for your dog training journey as they enable you to carry treats while keeping your hands free. It also allows you easy access to treats so that you can rapidly reward your dog.

# CANTEEN FACILITIES



Feel like a refreshment? Pop on over to our Club Canteen and see the lovely Yvonne—tea, coffee, biscuits, cans of drink and confectionery are all available for purchase.

## CLUB SHOP

Leads  
Dumbbells  
Club Polo Shirts  
Treat Pouches

Slip Collars  
Pigs Ears (\$2.00 each)  
Club Jackets

Dog Stakes  
Training Aids  
Club Badges

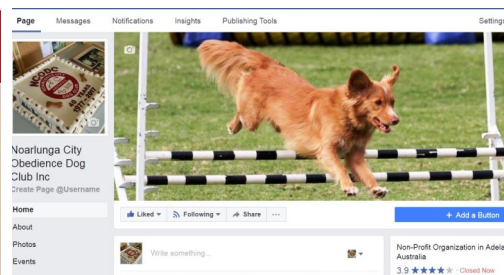
are all available for purchase in our Club Shop.

The erected enclosure is not just for instructors' dogs but for any dog that will be left unattended for a period of time. It's still ok to tie your dog to the verandah if you're only going into the Clubrooms to get a coffee etc., but if the dog is to be left for anything in excess of 10 minutes then it needs to be in the enclosure.

Don't forget to visit our website, Facebook & YouTube pages

**[www.noarlungadogclub.net](http://www.noarlungadogclub.net)**

**<https://www.facebook.com/Noarlunga-City-Obedience-Dog-Club-Inc->**





# Monday Night Agility

***Come and have fun!***

You will teach your dog to go through, over, up & down and in & out of various obstacles including jumps, tunnel, see-saw, dog walk, weaving poles, scramble (A-frame)

You will need a long lead with a fixed collar

Please bring some soft food treats, eg fritz, cheese, cooked chicken

**\$2.00 per dog (with current membership)**



**SET UP 6.00 PM**

## **Agility Trialling—All classes**

**CLASSES FROM 6.45 PM—7.30 PM**

Variety of novice, excellent & master level agility and jumping courses for those competing or ready to compete

## **Intermediate (Pre-Trialling Class)**

**CLASSES FROM 7.45 PM—8.30 PM**

Instructors teaching correct and safe use of the equipment and basic course handling

**All handlers to help with pack up at end of session.**

## **Agility Starters**

Agility Starters is run on a monthly intake system. Dogs must be at least 12 months of age and have graduated from Basic Training

**\*\*Bookings required\*\***

To register, contact Head Agility Instructor, Mel:  
[smmaiolo@bigpond.com](mailto:smmaiolo@bigpond.com)

# "It's okay, my dog is friendly ..."

## No, it's NOT okay!

Just because your dog is friendly, doesn't mean all dogs are. Some may be nervous, reactive, fearful, in training or owned by people who want to be left alone.

Please remember:

Respect other owners and their dogs and their need for space.

Never let your dog run up to a dog on leash.

Not all dogs want the added attention or intrusion.

If you have no voice control over your dog, then keep them on leash.

