

Dog & Bone



 **SUMMER 23/24**



CLUB GROUNDS ACCESS & RESTRICTIONS

We ask that all members please note the following information before attending upcoming classes. These restrictions will remain in place for the foreseeable future, until we advise otherwise.

Due to ongoing construction work at Pimpala Primary School, access to the grounds (particularly from the school car park and Easton Road) has been restricted. The GREEN areas and PINK arrows on the map indicate the access pathway to the club grounds via the school carpark and Easton Road. (Access via the gates near the tennis courts at the end of Vanstone Ave and along the northern fence line will be available as normal).

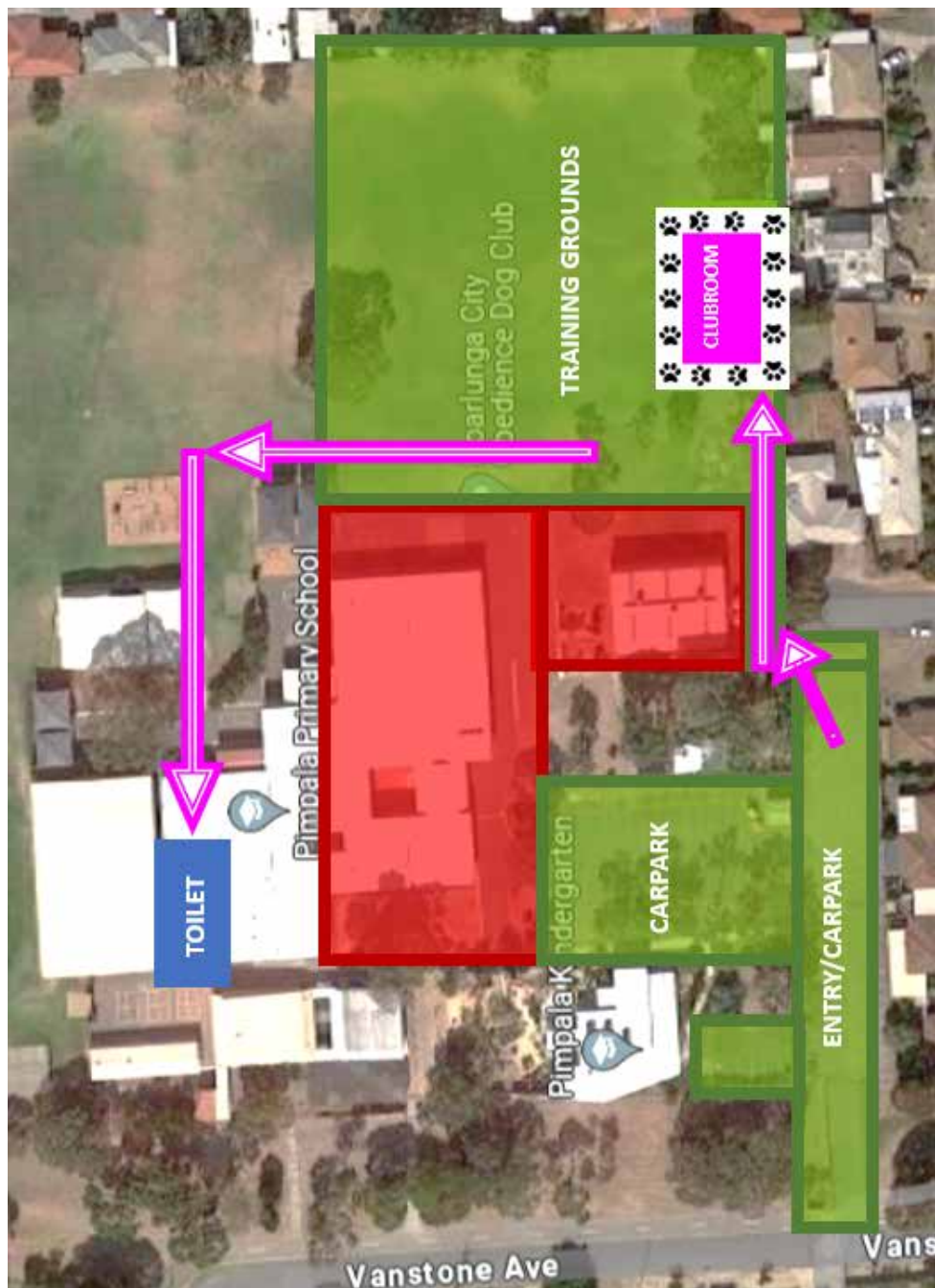
Under no circumstances can anyone enter the areas indicated in RED on the map, go near the Contractor's offices or the school buildings inside the temporary fencing as it is unsafe. Failure to adhere to these requirements may result in access being further limited for the club, which could severely affect our ability to continue holding classes.

The building housing the toilet block which were previously accessible to club members has recently been demolished. The toilets that members will now have access to have been indicated in BLUE on the map.

Thankfully the works do not affect our classes, however the main entrance into the grounds is now quite narrow so please be considerate of other members and the needs of their dogs when arriving/departing the grounds. For example if your dog is reactive or anxious, consider arriving earlier to avoid congestion coming through the new entrance.

We apologise for any inconvenience but the situation is unfortunately beyond our control. We truly appreciate the continued support and understanding from our members during this challenging time.





NCODC GROUND RULES

VACCINATIONS

All dogs must have regular vaccinations for distemper and parvovirus. Certificates of vaccination or Titre testing must be shown when joining.

OH! SH*T!

If your dog fouls the school grounds or precinct, it is your responsibility to clean it up in the bags and buckets provided for this purpose.
If your dog poops—you scoop!

LEADS, COLLARS & TYING UP YOUR DOG

During Club training times, dogs must be kept on a lead at all times, except when instructed by a trainer to remove it during training sessions. This rule applies to the whole of the school grounds. Only approved leads and collars are to be used on dogs whilst on Club grounds.
Dogs are not to be tied to the Club shed or allowed in the clubrooms. If you need to tether your dog to enter the Clubrooms, please use the hitching rails attached to the outer wall of the Clubrooms, or the poles of the verandah (and only if your dog will wait calmly for your return).

NOT PERMITTED

Bitches in season are not permitted on Club grounds.
Dogs are not permitted in Clubrooms.
There is absolutely no smoking whilst training in class.
No training equipment to be used unless under the supervision of an instructor.
Members shall not treat their dog in a manner which is unacceptable to the Club, ie no hitting or kicking your dog.

YOUNG HANDLERS

Must be a minimum age of 12 years and train at the discretion of the Head Instructor.
Junior handlers aged 12-16 years must have a parent/guardian present during training sessions.
Children under 12 years are not permitted to handle dogs whilst on grounds.
Children are the responsibility of parents/ guardians whilst on grounds and are not to approach unattended dogs.

INSTRUCTOR'S DISCRETION

The class instructor reserves the right to send the dog back to another class if it is to the dog's advantage.
Any dog which is considered by an instructor to be a potential threat to either another dog or Club member, shall be required to wear a muzzle whilst on the Club grounds during training.

APPROPRIATE ATTIRE

Appropriate clothing and footwear (closed in, flat) should be worn at all training sessions.

MEMBERSHIP BADGES

Current membership badges must be worn in class at all times.

2024 MEMBERSHIP FEES

Joining Fee (once off) \$20

Annual Membership Fee

Single	\$20
Double/Family	\$30
Pensioner—Single	\$13
Pensioner—Family	\$15
Junior/Student	\$15

Class Fees Per Training Session

All classes are \$2 per dog, per class.

Prepaid Multipass **NEW!**

10x Training Sessions \$20

Annual membership fees are due at the start of each year, these can be paid at the office when you first come back to the club after the summer break.

Yes, we have eftpos in the clubrooms!



A NOTE TO ALL TRIALLING MEMBERS

Please remember that all Obedience, Rally or Agility competitors who want to be included in the end of year trophies must have NCODC on their trial entries so it appears in the catalogues.

For Obedience & Rally results, fill in the results slip in the Clubroom or email Brigitte Kepler (brig1@internode.on.net) for an online results slip.

Don't forget to submit your results as soon as you have passed, not only when you gain a title, so they can be added to the newsletter and counted for end of year trophies.

2024 COMMITTEE

PRESIDENT
SECRETARY
TREASURER

Brian Fielder 8326 5951
Megan Behrendt 0458 179 055
Hayley Quemard 0401 194 947

GENERAL

Sheila O'Neill Taylor Parsons Charmaine Kenner
Darren Hale Bev Mayne Karen Macey-Mort
Michelle Smith

TRIAL MANAGER
TRIAL SECRETARY
TRIAL RECORDS
MAGAZINE EDITOR

Brian Fielder (Agility & Obedience)
Denise Quemard (Obedience/Rally)
Brigitte Kepler (Obedience/Rally)
Karen Macey-Mort

ALL CORRESPONDENCE SHOULD BE ADDRESSED TO:

The Secretary
NCODC Inc
PO Box 377
MORPHETT VALE SA 5162
0481 845 050
noarlungadogclub@gmail.com

Huge thank you to our
MAJOR PRIZE SPONSORS!



Harvey
Norman



Visit us on Facebook, YouTube and your website!

www.noarlungadogclub.net

FB: noarlungadogclub YT: noarlungacityobediencedogc5316

NCODC INSTRUCTORS

ACTING HEAD INSTRUCTOR

Brian Fielder

OBEDIENCE

Pam Davis
Robyn van der Linden
Maureen Bishop
Nicola Parkman

Heather O'Brien
Karen Macey-Mort
Unetta Shugg

Denise Quemard
Jessica Hill
Megan Behrendt

AGILITY

Chloe Threadgold
Michelle Chapman

Melissa Jolley
Marie Warming

RALLY OBEDIENCE

Unetta Shugg

TRICKS

Megan Behrendt

SCENTWORK

Narelle Medicott

Sharon Gahan

ASPIRING INSTRUCTORS

Cody McCarthur

Sussan Baldwin



Ever thought about becoming an instructor?

NCODC is always on the lookout for more instructors for all of our classes. We offer full initial training for our new instructors and we also provide ongoing training to help keep our skills up, and bond as a team.

If you are interested, speak to one of your instructors or reach out to us on our Facebook page.

TRAINING TIMES (UPDATED FOR 2024)

SUNDAY MORNINGS (OBEDIENCE & RALLY)

Obedience

From 8:30am All Obedience Trialling Classes (Instructors & Office Staff first)

9:00am–9:30am New Members
Beginners

9:00am–9:45am Intermediate

10.00am–10.30am Puppies

10.00am–10.45am Social Class
Advanced Obedience

Rally

8:30am–10:00am Advanced Rally (Trialling)

10:00am–10:45am Novice Rally (Beginners)

MONDAY NIGHTS (AGILITY)

6.00pm - 7:00pm Equipment setup & Trailers Class

7:00pm - 8:00pm Beginners & Intermediate classes plus equipment pack up

Note: Intake dates for new starters will be announced on our Facebook page.

TUESDAY NIGHTS (SCENTWORK)

6.45 pm Scentwork (every alternate week—see Facebook page for further details)

WEDNESDAY NIGHTS (OBEDIENCE & RALLY)

Obedience

7.00 pm–7.30 pm New Members
Puppies
Beginners

7.45 pm–8.30 pm Intermediate
Social Class
Advanced Obedience

Rally

7.00pm–7.30pm Novice Rally (Beginners)

7:30pm–8:30pm Advanced Rally (Trialling)

Note: Rally will take a short break during the winter months, keep an eye on our Facebook for more details.

TRICKS CLASS

Returning soon in 2024, keep an eye on our Facebook page for Tricks announcements!

GRADUATION CRITERIA

OBEDIENCE CLASSES

We are currently working hard reviewing and revamping our graduation criteria for our obedience classes. Keep an eye on our facebook for updates!

DOG OF THE MONTH

Awarded in each class for each training day, chosen by your instructors. For this award your instructors will be looking for a dog/handler team who have demonstrated great things such as showing dedication and commitment towards their training, overcoming difficult challenges or just generally displaying great teamwork either between themselves or towards other members of the class.



CLASS CANCELLATIONS

Hot/Rainy Weather (As per the Bureau of Meteorology website www.bom.gov.au)
Sunday training will be canceled if the Sunday forecasted max temp for Noarlunga is 34C or more, or steady rain is predicted during training.

Weeknight training will be canceled if the forecasted temp for Noarlunga at 5pm is 34C or more, or steady rain is predicted during training.

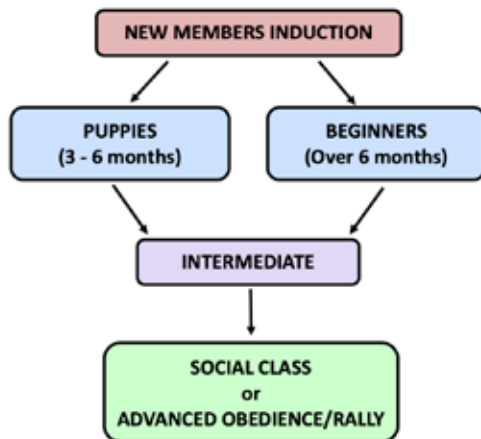
Public Holidays

Sunday training will be canceled on long weekends, and weeknight training will be canceled on public holidays.

*Monitor our Facebook page for cancellations.
We endeavour to post weather related updates as early as possible.*



CLASS STRUCTURE



New Members Induction Class is for all new Members and covers Club Rules, suitable training equipment (collars, leads etc) for class, why we use food, toys and praise in training, plus the basic exercises of sit, lie down, pay attention (Watch), come when called and walking on lead.

After New Members Class, you will start next time in either Puppies or Beginners Class, depending on your dog's age and sometimes size/temperament.

Puppies Class (typically aged 3-6 months) and **Beginners Class** (aged over 6 months) will include basic obedience training like sit, lie down, come, pay attention, come when called, stay, walk on a loose lead, and other important skills like being comfortable being handled, how to settle, confidence building, and good manners. We use a lot of games and rewards based training in these classes.

On graduating from Puppies or Beginners Class, you will go into the **Intermediate Class** which further develops these skills to a more advanced level, and introduces a heap of new exercises. You are also now able to join our **Tricks** class!

On graduating from the Intermediate Class, you can then get into the **Social Class** (for more fun and games, and a lot of real-world obedience training/desensitisation), the **Advanced Obedience Class** and/or **Rally Obedience**.

You are welcome to try out Social, Advanced Obedience Class, Tricks and Rally to see which one suits you best, you may decide to do more than one! We also offer **Scentwork** classes which dogs at any level can join.

CLASS DESCRIPTIONS

OBEDIENCE

Our obedience classes are designed to teach dogs essential skills and behaviours using modern techniques, games, traditional obedience and of course lots of fun! We focus on helping your dogs become the most well-rounded and focused version of themselves, both at home and while out in the community. You'll learn many important skills including sit/drop stay, manners around food, other dogs and people, and of course reliable recalls that are even effective at the beach!

ADVANCED OBEDIENCE

Ready to take your Obedience training to the next level? If you enjoyed the traditional obedience parts of our obedience classes, then you will love our Advanced Obedience class! You'll learn how to tighten up those formal obedience skills to an exceptional standard, and even how to go through "the ring" if you decide you want to trial in Obedience.

RALLY

Rally has a more relaxed atmosphere than formal obedience, and involves the handler and dog working together to perform exercises at sequential signs throughout a course. We request that you have passing Intermediate obedience class before starting Rally to ensure that you have learned the foundations of obedience first.

Rally is all about working with your dog as a team, by reading the signs, following the course and doing amazing things you thought you could never do! Are you up for the challenge?

TRICKS

What do we mean by 'Tricks'? Trick Dog is a sport in which handlers and their dogs learn a variety of skills or tricks in a positive and fun environment. There is a wide choice of tricks, so handlers can work to their dog's strengths. Our Trick Classes are open to current members who have passed puppy/beginner obedience class and are aimed at members who would simply like to train tricks for fun, as well as those who are competing in Trick Dog Tests. It is a fun opportunity to do something different with your dog.

We also offer a graduation structure based around the four Trick Dog levels, so you can obtain a graduation certificate once you have mastered a certain number of tricks at each level!



CLASS DESCRIPTIONS

AGILITY

Agility is a fast passed dog sport that involves the dog and handler navigating through an obstacle course filled with jumps, tunnels, weave poles, and other challenges. The objective is for the dog to complete the course as quickly and accurately as possible, with the guidance of their handler who directs them through hand signals, voice commands, and body movements. This dynamic sport not only showcases the physical abilities of dogs but also highlights the strong bond and communication between dogs and their handlers.

SCENT WORK

Scent Work brings out a dogs natural instinct and allows a dog to fulfill its scenting, hunting, searching, tracking, and working needs with their owners. The sport involves training dogs to search for specific odours from certain essential oils in several different situations called 'elements'. These odours are placed inside containers and then hidden for the dog to find. Once the dog finds the source of the odour, they must communicate its exact location to their owner. The dogs can communicate this in many ways such as sitting, a bark, a paw, or a simple stare. Scent work is a sport for any fitness level for any dog and they don't even need to be specialised dogs. Any energy level dog can be successful, from couch potatoes to those bouncing from the ceiling. Did you know the act of sniffing has the added bonus of being a natural stress reliever for dogs?

DID YOU KNOW: YOUR DOG COULD SAVE ANOTHER DOGS LIFE?

Is your dog:

- Healthy and up to date with vaccinations, heartworm prevention and worming;
- Aged between 1-7 years old;
- Weighs at least 17kg (preferably over 25kg) and not overweight;
- Has no significant current or previous illnesses;
- Has never received a blood transfusion; and
- Has a friendly and patient temperament?

If so, they could become a life saving blood donor!

To find out more, contact **Small Animal Specialist Hospital** at infosa@sashvets.com, or visit their website www.sashvets.com



GRADUATIONS

PUPPIES

Kiana Haren & Willow
Janine Malloy & Fui
Elise Batkevics & Salty
Karen Munden & Macey
Brianna Reade & Baby
Katerina Gilson & Ragnar
Anita Flis & Lionel
Brett Brereton & Chopper
Ella Christie & Nellie

Karl Fliss & Lionel
Nikki Lang & Emma
Nicole Viant & Bella (August)
Michelle Earl & Bonnie
Annette White & Alfy
Alanna Moxon & Winter
Brad, Mikayla Cobby & Bailey
Mike Daish & Rebel

BEGINNERS

Caitlin Taylor & Finnick
Alyssa McAuley & Kylo
Hannah McAuley & Kylo
Michael Smith & Charlie

Emily Hodge & Raya
Annie Thornton & Yuuki
Sheralee McAuley & Raffael

INTERMEDIATE

Sharon Chilarski & Genie
Anne Cope & Storm
Annette White & Alfy
Daniel Neailey & Scoobs
Brooke Mitchell Porteous & Chester
Alyssa McAuley & Ace
Nicole Viant & Bella
Cindy Blaire & Bailey
Jennifer Elliott & Remy

Terri Hateley & Zues
Vickey Wilkins & Bodie
Hannah McAuley & Ace
Abby Field & Artemis
Scott Jones & Daphne
Wendy Welton & Johnny
Melanie Hancock & Summer
Jennifer Elliott & Remy

TRAINED DOG CERTIFICATE

Terri Hateley & Zues

CONGRATULATIONS
TO ALL OF OUR SEPT,
OCT AND NOV 2023
GRADUATES!



TRAINING TIPS

Be Consistent! Always use the same verbal cues and hand signals and make sure everyone in the family knows and uses the same cues/hand signals. It can be useful to put a list of cues on the refrigerator where everyone can see them.

Think about what words you are going to use for your verbal cues and ensure that you do not use the same word for two different actions, e.g. if you use drop to mean lay down, you cannot use drop to mean drop the ball.

Say your verbal cue only once. Repeating your cue multiple times teaches your dog to ignore the cue.

The tone of voice you use matters! If you want your dog to respond in a lively way, such as when recalling them, use a happy exciting voice. If you are asking your dog for a calm behaviour such as relaxing on their mat, use a slow, calming voice.

Use praised well as your food and toy rewards.

Fade the lure! Once your dog is successfully following your hand with the food lure, start using your hand signal and reward with your treat from the other hand.

Dogs do not generalise behaviour well, so they will often fail to perform a well known cue in a new location. Many people see this as their dog being stubborn but most often it is because they do not understand the cue in the new location. Once your dog is fluent in a behaviour in one place, training it in different locations and environments will help your dog to understand the behaviour better.

Set your dog up for success when training a new behaviour by starting in a familiar place where there are few distractions. As your dog starts to learn the skill, gradually add more distractions by adding movement or moving to new environments.

Reward good behaviour! We are very quick to notice our dog's bad behaviour but they will often offer good behaviour which goes unnoticed. Try hiding treats around the house (out of your dog's reach) and every time you see your dog offering a behaviour you like, such as being calm and quiet, lying on their bed, not jumping up, sitting and looking at you, praise them and give them a treat. This will encourage your dog to offer you a lot more of those behaviours without you having to ask all the time.

Practice, practice, practice! As the saying goes, practice makes perfect!! Try to done some training with your dog every day, and if you can try doing it multiple times a day. You only need 5 minutes for each training session, and don't forget meal times make great training opportunities!

Always end on a positive note and leave your dog wanting more!

Look for something positive in every day, even if some days you have to look a little harder.

AGILITY UPDATE

Huge congratulations to Jemma Hutchesson and her dog Loki who won the Dogs SA Top Novice Jumping and Agility award in 2023! Well done team!



Thank you to all who gave their time to our Oct agility trial. From stewards, to caterers and club competitors helping with jobs and equipment the day ran smoothly.

Our new starters have come along in leaps and bounds and were more than ready to dive into the world of agility foundations over the summer break.



OBEDIENCE TRIAL RESULTS

CCD

Handler & Dog	Date	Club	Score / Results
Bev Mayne & Kevin	16/09/2023	State Champs	93 / 3rd
Bev Mayne & Kevin	30/09/2023	SDK & ODC	96 / 2nd
Elaine Schahinger & Flame	30/09/2023	SDK & ODC	86
Elaine Schahinger & Flame	08/10/2023	Dover Gardens	86 / 2nd
Elaine Schahinger & Flame	15/10/2023	BCC of SA	85 / 3rd / CCD Title

OPEN

Handler & Dog	Date	Club	Score / Results
Sheila O'Neill & Louie	29/8/2023	GSP Nationals	190 / 1st
Brigitte Kepler & Darcy	17/9/2023	State Champs	187
Brigitte Kepler & Darcy	30/09/2023	SDK & ODC	195 / 1st
Brigitte Kepler & Darcy	8/10/2023	Dover Gardens	189 / 3rd
Brigitte Kepler & Darcy	15/10/2023	BCC of SA	188 / 1st
Brigitte Kepler & Darcy	4/11/2023	SAODC	196 / 2nd

RALLY NOVICE

Handler & Dog	Date	Club	Score / Results
Elaine Schahinger & Flame	16/9/2023	State Champs	82 / 3rd
Elaine Schahinger & Flame	17/9/2023	State Champs	89
Bev Mayne & Kevin	17/9/2023	State Champs	87
Michelle Smith & Marvin	30/9/2023	SDK & ODC	82
Elaine Schahinger & Flame	30/9/2023	SDK & ODC	93 / 2nd / RN Title
Elaine Schahinger & Flame	15/10/2023	BCC of SA	96 / 2nd
Bev Mayne & Kevin	21/10/2023	Blue Lake	86 / 3rd / RN Title
Bev Mayne & Kevin	21/10/2023	Blue Lake	94 / 2nd
Bev Mayne & Kevin	22/10/2023	Blue Lake	94 / 2nd
Michelle Smith & Marvin	22/10/2023	Blue Lake	84 / RN Title

RALLY Advanced

Handler & Dog	Date	Club	Score / Results
Brigitte Kepler & Georgie	15/10/2023	BCC of SA	99 / 2nd

RALLY Excellent

Handler & Dog	Date	Club	Score / Results
Brigitte Kepler & Georgie	15/10/2023	BCC of SA	99 / 1st

RALLY Masters

Handler & Dog	Date	Club	Score / Results
Brigitte Kepler & Georgie	16/9/2023	State Champs	95 / 3rd
Brigitte Kepler & Darcy	16/9/2023	State Champs	98 / 1st
Brigitte Kepler & Georgie	30/09/2023	SDK & ODC	100 / 1st
Brigitte Kepler & Darcy	30/09/2023	SDK & ODC	97 / 2nd
Brigitte Kepler & Darcy	15/10/2023	BCC of SA	96 / 1st

TRICKS TRIAL RESULTS

STARTER

Handler & Dog	Date	Club	Results
Michelle Smith & Marvin	30/9/2023	SDK & ODC	Qual / 1st
Michelle Smith & Marvin	30/9/2023	SDK & ODC	Qual
Michelle Smith & Marvin	11/11/2023	DWD Club	Qual / 2rd
Michelle Smith & Marvin	11/11/2023	DWD Club	Qual / 4rd / TK.S Title

NOVICE

Handler & Dog	Date	Club	Results
Charmaine Kenner & Elvezet	30/9/2023	SDK & ODC	Qual / 3rd / TK.N Title
Charmaine Kenner & Elvezet	30/9/2023	SDK & ODC	Qual / 2nd

TITLES ACHIEVED

Bev Mayne

Rally Novice Title

Michelle Smith & Marvin

Rally Novice Title
Tricks Starter Title

Charmaine Kenner & Elvezet

Novice Tricks Title

Elaine Schahinger & Flame

CCD Title
Rally Novice Title

Congratulations!





SOME OF OUR 2



2023 TRAILERS



HOW TO KEEP YOUR DOG SAFE THIS SUMMER

As the summer sun graces South Australia with its intense heat, it's crucial for us to ensure the safety and well-being of our pets. Our four-legged friends do not handle the heat as well as we do, so let's explore some tips to keep your canine companions cool and happy during the scorching South Australian summer.

KEEP THEM HYDRATED

Just like us, dogs need to stay hydrated to beat the heat. Make sure your pup always has access to fresh, cool water. Always take a portable water bottle/ bowl for outings, and encourage your dog to take regular sips, especially after playtime or walks.

EARLY MORNING OR LATE EVENING WALKS

The South Australian sun can be intense, especially during the afternoon. Plan your dog walks for the early morning or late evening when temperatures are cooler. This helps avoid the risk of overheating and protects your dogs sensitive paws from hot pavements.

CREATE A COOL OASIS

Keep your dog in an air conditioned space, or set up a shaded area in your backyard where your dog can retreat from the sun. Consider placing a kiddie pool filled with cool water or providing a damp towel for your pooch to lie on. Dogs will lay on cool surfaces during hot weather to regulate their body temperature and help them cool down.

PAW PROTECTION

Pavements and asphalt can become scorching hot in the sun, leading to burnt paw pads. Test the pavement with the back of your hand. If it's too hot for you to hold your hand on for 7 seconds, it's too hot for your dog. Opt for walks on grassy surfaces or only go out when the pavement is cool.

GROOMING MATTERS

Regular grooming is essential in the summer to help your dog stay cool. Brushing your dog's coat removes excess fur, allowing better air circulation. However, be cautious with the length of your dog's fur – some breeds benefit from a longer coat for sun protection. Speak to your groomer for advice on what is best for your dog's coat.

NEVER LEAVE YOUR DOG IN A CAR, HOT OR NOT

It's an absolute must to emphasize the dangers of leaving dogs in hot cars. Temperatures inside a parked car can skyrocket within minutes, even with the windows cracked. If you can't take your dog inside with you, it's best to leave them at home.

WATCH FOR SIGNS OF OVERHEATING

Recognizing the signs of overheating in your dog is crucial, especially during the hot summer months. Dogs are more susceptible to heat-related issues than humans, so look out for the following signs in your dog:

- 🐾 Excessive panting
- 🐾 Difficulty breathing
- 🐾 Increased heart rate
- 🐾 Excessive drooling and salivating
- 🐾 Lethargy and weakness
- 🐾 Vomiting or diarrhea
- 🐾 Bright red gums or tongue
- 🐾 Confusion or Disorientation
- 🐾 Collapse or loss of consciousness

WHAT TO DO IF YOUR DOG IS OVERHEATING

If you suspect your dog is overheating, it's crucial to take immediate action to cool them down. Heatstroke in dogs is a serious condition that requires prompt attention. Here are steps you can take to cool down an overheated dog:

- 🐾 Move the dog to a cooler area
- 🐾 Encourage the dog to drink some water, but don't force them
- 🐾 Wet the fur with wet towels, a hose or a pool of water, being careful not to stress the dog out any further. Focus on the belly, armpits and groin areas.
- 🐾 Put the dog in front of a fan, this works especially well if the dog is wet.
- 🐾 Call your vet and describe your dogs symptoms, they will be able to tell you what to do next. Note they may guide you though taking the dogs temperature, so if you have a thermometer keep it close by.

Remember, prevention is always the best strategy. Always be mindful of your dog's exposure to heat, provide ample shade and water, and avoid strenuous activities during the hottest parts of the day. If you ever suspect that your dog is overheating, act quickly and seek veterinary assistance to ensure their well-being.



Frozen Yoghurt Treats

by Zero & Miles



These Frozen Yoghurt Treats are perfect to cool your pups down on a hot summers day. You can add whatever dog safe treats your pups love, for Zero and Miles it is strawberries, blueberries and bananas!

Ingredients:

Greek yoghurt
Dog safe fruit cut into small pieces, like strawberries, apples, blueberries, bananas

Directions:

- 1) Scatter the chopped fruit into silicone icecube trays or treat molds.
- 2) Spoon over the yoghurt. Fill evenly and smooth the top.
- 3) Tap the molds on the counter to bring any trapped air bubbles to the top.
- 4) Freeze until solid (at least 5 hours).
- 5) Store in the freezer and remove the treats from the molds as required

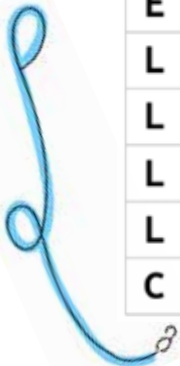
PRO TIP! STUFF SOME INTO A KONG TOY AND TURN THESE TREATS INTO AN ENRICHMENT ACTIVITY!



WORD SEARCH

The word search below is filled with different types of dog breeds, see if you can find them all!

- | | |
|--------------|---------------|
| Labrador | Shepherd |
| Rottweiler | Pug |
| Great Dane | Beagle |
| Dachshund | Boxer |
| Koolie | Border Collie |
| Jack Russell | Bulldog |
| Spaniel | Corgi |



SOCIAL UPDATE


*Our instructors sure love a themed class, and we know our members do too!
Just check out these costumes!*

Our Wednesday night classes had some spooky fun on **Halloween**. It was great to see so many people dressing their dogs up and even themselves! In all classes as a special treat we focused mainly on Tricks for Treats which was a lot of fun, and we made sure to teach everyone a few new tricks as well!



The annual Christmas Fun Day was a huge success! We had games for both dogs and their humans, prizes, costumes and even Mrs Claus and her elf paid the kids a visit!





2023 PRESENTATION NIGHT

Wow, what a year! During our annual presentation night we celebrated our life members and awarded the following prizes. Congratulations to all of the award recipients!

TROPHY WINNERS

CCD - Hayley Quemard & Meara

Open A - Brigitte Kepler & Darcy

Novice Rally - Megan Behrendt & Ruby

Titled Master Rally - Brigitte Kepler & Darcy

Novice Agility - Chloe Threadgold & Darcy

Excellent Agility - Jenny Barnes & Molly

Titled Master Agility - Michelle Chapman & Asha

Novice Jumping - Jemma Hutchesson & Loki

Excellent Jumping - Jenny Barnes & Molly

Open Jumping - Mel Maiolo & Chilli

Master Jumping - Mel Maiolo & Chilli

Titled Master Jumping - Michelle Chapman & Asha

Highest New Obedience Title - Hayley Quemard & Meara

Highest New Rally Title - Brigitte Kepler & Georgie

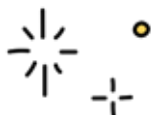
Highest New Agility Title - Mel Maiolo & Chilli

Top Obedience Dog in Trials - Sheila O'Neill & Louie

Top Obedience Bitch in Trials - Brigitte Kepler & Darcy

Top Rally Dog in Trials - Brigitte Kepler & Darcy

Top Agility Dog - Michelle Chapman & Asha





ENCOURAGEMENT AWARD WINNERS

Beginners - Michael Smith & Charlie

Intermediate - Alana Moxon & Winter

Social - Wendy Welton & Johnny

Advanced Obedience - Izabella McKay & Rufus

Junior Handler - Alyssa McAuley with Ace & Kylo



DON'T FORGET

Wear your badge in class!

Bring plenty of soft treats cut up into small pieces (e.g. Prime 100, cooked chicken, cheese, hot dog).

If you forget your treats, we have bags of chopped Prime 100 dog roll available in the Clubroom for \$2.00 each.

Clean up after your own dog. You should always carry your own poo bags but if you forget, there are poo bags available on the inside of the shed door, as well as a bucket to dispose of bags.

Do not approach another dog without asking the owner first as not all dogs want to say "hi". Do not feel embarrassed to say no if you do not want someone else to approach your dog.

Most of all, have fun and enjoy training with your dog!

CLUB SHOP

Leads	Dog Stakes	Dumbbells
Pigs Ears	Training Aids	Club Polo Shirts
Club Jackets	Club Badges	Puppingtons Treat Pouches
Bags of Prime 100 (training treats)		

All available for purchase in our Club Shop.

The erected enclosure is not just for instructors' dogs but for any dog that will be left unattended for a period of time. It's still ok to tie your dog to the verandah if you're only going into the Clubrooms to get a coffee etc., but if the dog is to be left for anything in excess of 10 minutes then it needs to be in the enclosure.

If you use the enclosure, it is your responsibility to check the enclosure and clean up your dog's poo. Bags are provided for this purpose and can be disposed of in the bin provided outside the training shed.

CANTEEN FACILITIES

Feel like a refreshment? Pop on over to our Club Canteen - tea, coffee, biscuits, cans of drink and confectionery are all available for purchase. Cappuccinos, lattes and long blacks are also now available!

Canteen Menu

Located inside the Club Rooms

Sundays 9:00am – 10:30am

Wednesdays 6:45pm – 8:15pm



Coffee – Ground	\$3.50
<i>Latte, Cappuccino, etc.</i>	
Coffee – Instant	\$1.50
Tea	\$1.50
Hot Chocolate	\$1.50
Spring Water	\$2.00
Fruit Box	\$1.00
Large Fruit Box	\$2.00
Canned Drink	\$2.00
Ice Block	\$0.50
Chocolate Bars	\$2.00
Muesli Bars	\$2.00
Gluten Free Bars	\$2.00
Bag Diced Prime 100 Dog Roll	\$2.00

(All items subject to availability)

CANINE COUNCIL

with Lassie

Dear Lassie,

My little puppy Magenta cries and cries when I leave the house. It breaks my heart every time! I try to give her lots of cuddles and love before I leave to reassure her she will be fine, but I think it's just making her worse! Please help : (

Alecia Moore

Hi Alecia,

Separation anxiety in puppies can be a challenging behavior to address but with patience, consistency, and positive reinforcement, it's possible to help Magenta overcome this issue. Firstly, establish a routine that gradually desensitizes her to being alone. Start by leaving her alone for short periods of time and gradually increase the duration over days or weeks. This will help her to learn that being alone is temporary and nothing to fear. Additionally, make departures and arrivals low-key to avoid reinforcing anxious behavior. Avoid making a big fuss when leaving or returning, as this can heighten and reinforce her anxiety. Instead, calmly depart and return without giving much attention until she has settled.

Secondly, create a safe and comfortable environment for Magenta when she's alone. Provide plenty of toys and activities to keep her occupied, such as puzzle toys or chew treats. Consider leaving an item of your clothing with your scent on it to provide comfort in your absence. Additionally, gradually accustom Magenta to being alone in different parts of the house to help her feel comfortable and secure in various environments. If she continues to struggle with separation anxiety despite these efforts, consider seeking guidance from a professional dog trainer or behaviorist who can provide personalized strategies and support tailored to Magenta's needs. With patience, consistency, and the right approach, you can help her overcome separation anxiety and build confidence in being alone.

Hope this helps!

Yours,
Lassie



COLOUR ME IN





ABERFOYLE PET DELI

premium foods & accessories * dogs * cats * fish * reptiles * birds

At the Village Shopping Centre (next to Drakes)
Independent Retailer with Old School Personal Service


Catering for almost all domestic pets with some tempting treats to go!

- Royal Canin/Hill's Science
- Ivory Coat
- Advance
- Black Hawk
- Supercoat
- Prime100
- Kong toys
- Dr B's Barf Premium

AND our very popular fresh meatloaf delivered twice weekly.
PLUS Much much more.

DOGS ARE VERY WELCOME IN-STORE!

AberfoylePetDeli 

0404 951 147 






DEBBIE'S PET PARLOUR

Nail clipping • Dog clipping
Animal grooming • Dog Washing

CELEBRATING 23 YEARS OF PET PAMPERING!

Debbie's Pet Parlour is a family owned and run pet groomers, beloved and trusted in the local community. Maintaining a warm and inviting atmosphere that feels like a home away from home for your pets. This personalised 1:1 touch combined with their commitment to using high-quality products, has earned Debbie's Pet Parlour a loyal clientele.

Debbie Mayne is well known within the dog community after successfully breeding German Shepherds. With a deep-rooted passion for dogs and a commitment to providing exceptional pet care, Debbie Mayne created the Pet Parlour to offer a stress-free and enjoyable grooming experience for pets of all breeds. Now, in 2023, the establishment proudly celebrates 23 years of pampering and nurturing dogs in the area.

-  101a Glynville Drive
Hackham West
-  [DebbiesPetParlour](#)
-  (08) 8382 2393

Open Tuesday - Saturday

Give us a call or message via Facebook to book an appointment