

On Four Paws



Winter 2020



A NOTE TO ALL TRIALLING MEMBERS

Please remember that all Obedience, Rally or Agility competitors who want to be included in the end of year trophies must have NCODC on their trial entries so it appears in the catalogues.

For Obedience & Rally results, fill in the results slip in the Clubroom or email Brigitte Kepler (brig1@internode.on.net) for an online results slip.


Agility Qualification Records should be submitted via email to Chloe Threadgold (chloe.threadgold@gmail.com) on the Master Record Sheet.

Don't forget to submit your results as soon as you have passed, not only when you gain a title, so they can be added to the newsletter and counted for end of year trophies.

NOTE FROM COMMITTEE:

DUE TO LACK OF TRIALS IN 2020, ALL RESULTS WILL BE CARRIED OVER TO NEXT YEAR AND THERE WILL BE NO END OF YEAR TROPHIES THIS YEAR.

All correspondence should be addressed to:

**The Secretary
NCODC Inc
PO Box 377
MORPHETT VALE SA 5162
 **8384 7271****

COVER MODEL

Badger

INSIDE THIS EDITION

NCODC Ground Rules	4
Training Times & Cancellation Policy	5
2020 Instructors	6
2020 Committee & Membership Fees	7
Introducing our new Head Instructor	8
New Members	9
Class Structure for 2020	10
Graduation Criteria	11
NCODC YouTube Channel	12
Canteen Facilities & Club Shop.....	13



NCODC GROUND RULES

VACCINATIONS

- ♦ All dogs must have regular vaccinations for distemper and parvovirus. Certificates of vaccination or Titre testing must be shown when joining.

OH! SH*T!

- ♦ If your dog fouls the school grounds or precinct, it is your responsibility to clean it up in the bags and buckets provided for this purpose.
- ♦ If your dog poops—you scoop!

LEADS & COLLARS

- ♦ Dogs must be kept on a lead at all times, except when instructed by a trainer to remove it during training sessions. This rule applies to the whole of the school grounds. It is in your interest that your dog is not permitted to run free on the Club grounds as it may become a nuisance to other members.
- ♦ Only approved leads and collars are to be used on dogs whilst on Club grounds.
- ♦ Dogs are not to be tied to the Club shed or allowed on the verandah whilst being left unattended by the handler. Dogs must be tethered to the hitching rails provided.

NOT PERMITTED

- ♦ Bitches in season are not permitted on Club grounds.
- ♦ Dogs are not permitted in Clubrooms
- ♦ There is absolutely no smoking whilst training in class.
- ♦ No training equipment to be used unless under the supervision of an instructor.
- ♦ Members shall not treat their dog in a manner which is unacceptable to the Club, ie no hitting or kicking your dog.

CHILD HANDLERS

- ♦ Must be a minimum age of 12 years and train at the discretion of the Head Instructor.
- ♦ Junior handlers aged 12-16 years must have a parent/guardian present during training sessions.
- ♦ Children under 12 years are not permitted to handle dogs whilst on grounds.
- ♦ Children are the responsibility of parents/guardians whilst on grounds and are not to approach unattended dogs.

INSTRUCTOR'S DISCRETION

- ♦ The class instructor reserves the right to send the dog back to another class if it is to the dog's advantage.
- ♦ Any dog which is considered by an instructor to be a potential threat to either another dog or Club member, shall be required to wear a muzzle whilst on the Club grounds during training.

APPROPRIATE ATTIRE

- ♦ Appropriate clothing and footwear (closed in, flat) should be worn at all training sessions.

MEMBERSHIP BADGES

- ♦ Current membership badges must be worn in class at all times.

TRAINING TIMES

Sunday Mornings

8.30am—9.30am	All Obedience Trialling Classes (Instructors and Office Staff first)
9.45am—10.15am	Puppies Beginners Basic Training (Previously Grades 1 & 2)
10.30am—11.00am	New Members
10.30am—11.15am	Social Class (previously Grades 3 to 5) Pre-Trialling (previously Grades 3 to 5) Agility Beginners/Puppies

Monday Nights

6.30 pm—7.45 pm	Agility Trialling—All Classes
7.45 pm—8.45/9.00 pm	Novice Agility Pre-Trialling

Wednesday Nights

7.00 pm—7.30 pm	Puppies Beginners Basic Training (Previously Grades 1 & 2)
7.45 pm—8.15 pm	New Members
7.45 pm—8.30 pm	Social Class (previously Grades 3 to 5) Pre-Trialling (previously Grades 3 to 5)

Thursday Nights

7.00 pm—7.45 pm	Rally Instruction Obedience Trialling Training
-----------------	---

TRAINING CANCELLED

Sunday Mornings

Training will be cancelled if the forecast maximum temperature for Noarlunga is 34C or more as per the Bureau of Meteorology website (www.bom.gov.au)

Mon / Wed / Thur Nights

Training will be cancelled if the Noarlunga temperature is 34C or more at 5pm as per the Bureau of Meteorology website (www.bom.gov.au)

Public Holidays

Sunday & Monday if a public holiday is a Monday
Any other public holidays

Please refer to our website (noarlungadogclub.net) or Facebook page for updates

NCODC INSTRUCTORS

HEAD INSTRUCTOR

Kate Lloyd

ASSISTANT HEAD INSTRUCTOR

(vacant)

INSTRUCTORS—OBEDIENCE

Sheila O'Neill

Pam Davis

Karen McFarlane

Robyn van der Linden

Sue McKay

Maureen Bishop

Lyn Uren

Kym McFarlane

Heather O'Brien

Cathy Miller

Aspiring

Karen Mort

Megan Behrendt

INSTRUCTORS—AGILITY

Martyn Bartlett

Linda Saunders

Michelle Chapman

Mel Maiolo

Unetta Shugg

Sophie Wright

Melissa Jolley

Aspiring

Chloe Threadgold

INSTRUCTORS—RALLY OBEDIENCE

Kate Lloyd

CLUBROOMS

CANTEEN – Yvonne Hardwick

*Our Club consists of Volunteer Instructors, Committee & Helpers!
Any help you can give is always appreciated*

2020 COMMITTEE & MEMBERSHIP FEES

PRESIDENT	Brian Fielder	8326 5951
VICE PRESIDENT	John Fickling	8325 2300
SECRETARY	Denise Quemard	0481 845 050
TREASURER	Hayley Quemard	0401 194 947
	Martyn Bartlett	Megan Behrendt
	Jan Kalnins	Helen Randell
	Charmaine Kenner	Danny Harvey
	Sheila O'Neill	Taylor Parsons
	Necia McFarlane	
TRIAL MANAGER	Brian Fielder (Agility & Obedience)	
TRIAL SECRETARY	Bronwyn Gascoigne (Agility) Denise Quemard (Obedience/Rally)	
TRIAL RECORDS	Chloe Threadgold (Agility) Brigitte Kepler (Obedience/Rally)	
EDITOR	Cathy Miller	

2020 MEMBERSHIP FEES

Joining Fee \$15.00

Annual Membership Fee

Single \$20.00

Double/Family \$25.00

Pensioner—Single \$13.00

Pensioner—Family \$15.00

Junior/Student \$15.00

Class Fees Per Training Session

Obedience \$2.00 per dog

Agility \$2.00 per dog

Rally \$2.00 per dog

The Committee of NCODC and/or the Editor of the NCODC magazine 'On Four Paws
(i) reserves the right to decide in its absolute discretion what materials of any nature including but not limited to articles and advertisements ('material') will be published in the magazine; (ii) reserves the right to refuse to publish any material, to edit and/or change the format of any material and to place conditions on the publication of any material and
(iii) accepts no responsibility for error in the publication of any material. The opinions expressed in any material in the NCODC magazine are not necessarily those of the Noarlunga City Obedience Dog Club.

INTRODUCING OUR NEW HEAD INSTRUCTOR KATE LLOYD

Hello Readers

As your new Head Instructor, I just wanted to take a few moments to introduce myself. I am an ex-Zookeeper, and now a dog trainer running my own business based in O'Sullivan Beach. I have qualifications in Dog Behaviour and Training, Clicker Training, and Trick Training and I have trained dogs for theatre, films and TV commercials. I love dogs of all sizes and breeds, but I admit to having a particularly soft spot for greyhounds, having fostered several ex-racing dogs to prepare them for adoption. With my dog Badger, who is a mixed breed from a shelter, I compete in Dances With Dogs and Rally, and we are currently training for Scent Work which is now an official ANKC sport.

I would like to thank the Club's Management Committee for placing their trust in me and appointing me as Head Instructor. At the start of 2020 I introduced some changes to class content and teaching methods, which I hope will make training more relevant to the average dog owner. The Instructors have been wonderfully supportive in working with me on these changes and I thank them for their assistance. I have also set up a YouTube channel for the Club, and Instructors Cathy, Karen and myself have started putting together some fun and informative training tutorials for you. Please check out the channel (enter Noarlunga City Obedience Dog Club into the search bar on YouTube) and let us know if you have particular topics you would like us to address. We will be continuing to add more videos to the YouTube channel to assist you in your dog training journey.

I would love to see more of the Club's Members take up one (or more!) of the official dog sports that the Club offers training in - Obedience, Rally and Agility - so please speak to me or one of our many talented Instructors if you want more information.

It was unfortunate, but necessary, that the Club had to suspend classes and trials due to COVID19 restrictions, but we are now back to training, with a few limitations still in place - so please maintain social distancing and follow all applicable health measures until these are lifted.

Take Care

Kate



NEW MEMBERS FEBRUARY TO JUNE 2020

We extend a warm welcome to all our new Members:

Vanessa & Elena Penney
Angela Ernsler
Bernie & Sharon Wright
Karon Draggett
Hong Li Liu
Justin Wood & Tammy Foreman
Chloe & Jacqui Lockwood
Carol & Jeff Thompson
Catherine Page-Flaherty
Sandra & Tom Manson
Natalie Thomas
Demmi Berry
Brett & Kate Rowe
Serena Turner & Roger Pfeifer
Joanna McGreevy
Mandy, Paul, Michael & Jasmine Robertson
Kira Bishop & Jacob Roberts

Jennifer Elliott
Emma Walker
Donna Holden & Cameron Battersby
Rosie & Paul May
Emma & Brielle Edwards-Young
Will & Liz Aikins
Marcus & Alice Windle
Barry & Susan Sherriff
Mark Rattley
Roger Zadow
Sharna Hall
Julianne Henry
Wayne, Jules & Kieran Shore
Brendan Macey
Mark, Amy & Lance Feldman
Julie Millbank & James Gorman
David & Kym Anderson



1. Wear your badge in class.
2. Bring plenty of soft treats cut up into small pieces (e.g. fritz, chicken, cheese, hot dog). If you leave your treat bag at home, treat bags are available in the Clubroom for \$1.00 each
3. Clean up after your own dog. You should always carry your own poo bags but if you forget, there are poo bags available in the shed, together with a bucket to dispose of bags.
4. Do not approach another dog without asking the owner first as not all dogs want to say "hi". Do not feel embarrassed to say no if you do not want someone else to approach your dog.
5. Most of all, have FUN and ENJOY your dog training

CLASS STRUCTURE FOR 2020

Puppy class is for dogs under 6 months

Beginner class is for dogs over 6 months

If you were previously in Grade 1 or 2, you will be in the Basic Training Class.

If you were previously in Grade 3, 4 or 5, you can choose to be in either the Social Class, or the Pre-Trialling Class, or you can take part in both these classes (on different days!).

New Members Induction Class is for all new members and covers Club Rules, suitable training equipment (collars, leads etc) for class, why we use food, toys and praise in training, plus the basic exercises of sit, lie down, pay attention (Watch), come when called and walking on lead.

Puppy Class is for dogs 3-6 months and will include basic training (sit, lie down, come, pay attention, walk on a lead), how to teach your puppy to be comfortable with being handled so you can check ears and groom your puppy, to go to a bed and stay there, confidence building activities such as walking over different surfaces, and time for questions about house-training, nipping etc.

Beginner Class is for new dogs over 6 months and will include basic training (sit, lie down, come, pay attention, walk on a lead), how to check your dog's ears and paws, to go to a bed and stay there, and good manners such as waiting at doors, not jumping up to grab food etc. There will be time for general questions.

Basic Training Class is for dogs that have graduated from Puppy or Beginner Class, and dogs that were previously in Grade 1 or 2. This class will include all the basics (sit, lie down, stand, come, pay attention, walk on a lead) but to a higher standard, handling your dog (checking ears etc), to go to a bed and stay there, and good manners (waiting at doors etc). We also include confidence building activities and tricks in this class.

Social Class is for dogs that have graduated from Basic Training, and dogs that were previously in Grade 3 or 4, and further develops all the basic training through a variety of different activities and includes sit-stays and down-stays under more distracting and "real-life" situations, emergency sits, ignoring food (Leave), recalls from greater distances, plus lots of different games and tricks to teach your dog to respond quickly and willingly and to enjoy training. Dogs can stay in Social Class on an on-going basis to continue to socialise, practice existing skills and learn new things.

Pre-Trialling Class is for dogs that were previously in Grade 3, 4 or 5, if the handler wants to continue training formal obedience with a view to Obedience Trialling. This class will include formal heel work with emphasis on correct footwork, automatic sit, stand for exam, stays for trialling, etc.

Puppy Agility is to introduce young/new dogs to the sport of agility and includes low equipment and short tunnels suitable for starting training.

GRADUATION CRITERIA

PUPPY/BEGINNER CLASS

Dog and handler demonstrate the skills on two separate occasions. The “1” on their Membership Card is marked off for the first successful assessment and the “2” is marked off for the second successful assessment. A **red** graduation ribbon will be awarded.

Puppy/Beginner Class Graduation Criteria

- Sit/Stay—Dog sits close to handler for 10 seconds
- Down/Stay—Dog lies down close to handler for 10 seconds. Can be on a mat.
- Recall—Call dog to a reward while dog is walking freely on a loose lead 1-2 metres from handler.
- Walking on Lead—Handler can get and keep dog’s attention while walking 5-10 metres with at least 2 changes of direction. Exercise can be conducted by Instructor giving verbal instructions, or by the handler walking a designated route between plastic cones or similar.

BASIC TRAINING CLASS

Dog and handler demonstrate the skills on two separate occasions. The “3” on their Membership Card is marked off for the first successful assessment and the “4” is marked off for the second successful assessment. A **blue** graduation ribbon will be awarded.

Basic Training Class Graduation Criteria

- Sit/Stay close to handler while another dog walks past (no closer than 2 metres)
- Down/Stay while handler steps away to the end of the lead, then comes back to reward the dog and steps away again at least 3 times, then returning and releasing the dog (dog can be on a mat).
- Recall—Call dog while dog is walking freely on a 1.5-2 metre lead—dog must come on first call (handler can use name and/or call word) - repeated 3 times in succession. Dog can be rewarded for coming, but not lured.
- Walk on Lead—Handler can get and keep dog’s attention, while walking on a loose lead, with other dogs nearby but not so close by as to be an interference, for 10-20 metres including 2 changes of direction and 2 sits. Exercise can be conducted by Instructor giving verbal instructions, or by the handler walking a designated route between plastic cones or similar.

TRAINED DOG CERTIFICATE

Dog and handler demonstrate the skills once. The “5” on their Membership Card is marked off for a successful assessment. A **maroon** graduation ribbon will be awarded, together with a Trained Dog Certificate.

Trained Dog Certificate Graduation Criteria

- Sit/Stay close to handler while another dog walks past (no closer than 2 metres) and while a person walks by (no closer than 1 metre).
- Off Lead Down/Stay for 1 minute while handler steps away to a distance of 5 metres—dog may be on a mat (test on long lead if unsure).
- Recall—Call dog while dog is approximately 5 metres from handler. The dog should not be put in a stay/wait i.e. should be free ranging as if at the park/beach. Dog must return promptly and allow handler to clip lead on. Dog can be familiarised with the test area prior to the assessment. (Test can be conducted in the holding pen, with the handler calling dog to the gate, or elsewhere on the Club grounds on long lead if unsure of dog’s response).
- Walk on Lead—Handler can get and keep dog’s attention, while walking on a loose lead, with other dogs in the vicinity but not so close by as to be an interference, for at least 20 metres including 4 changes of direction, 2 sits and 2 downs. Exercise can be conducted by Instructor giving verbal instructions, or by the handler walking a designated route between plastic cones or similar.
- Rewards may be given after each exercise, but the dog may not be lured/baited/distracted with food.

DOG OF THE MONTH

A silver ribbon will be awarded to the Dog of the Month in each Class.

NCODC YOUTUBE CHANNEL


A YouTube Channel has been set up for the Club so your Instructors can share training videos with you. We will be continuing to add more videos to help you with your training journey. If you would like us to cover a particular topic, please let one of our Instructors know and we will do our best to make a video for uploading to our YouTube Channel..

For our Puppies and Beginner Dogs, Karen Mort has made a wonderful video on how to build a rock solid sit.

How to Teach a Puppy or Beginner Dog to Sit:

- Step 1: Lure your dog into a sit using food. You do not need to use any commands at this stage.
- Step 2: Introduce your Cue and Release Word. Say your Cue “Sit” when offering the lure then use your Release Word (e.g. “ok”, “free”, “break”) to release your dog and finish the exercise. Pat your leg to encourage your dog to get up.
- Step 3: Give multiple rewards while your dog is in the sit. This encourages your dog to stay in the sit position for longer. Vary the number of treats you give as this teaches them to stop predicting and start listening for the next command. Slowly increase the duration between treats. You can even wait before giving the first treat.
- Step 4: While your dog is in a sit, start adding movement. Start with small steps side to side then backwards and forwards building up to a few steps in different directions.
- Step 5: Practice in different locations—inside the house and outside. When practising in a new environment, you may need to go back to Step 1 and lure a few times as this helps your dog to succeed.
- Step 6: Practice, Practice, Practice!

If you get stuck, check out Karen’s video for a demonstration on each step.



(https://www.youtube.com/watch?v=kHrX_TJ7mp4).

CANTEEN FACILITIES



Feel like a refreshment? Pop on over to our Club Canteen and see the lovely Yvonne—tea, coffee, biscuits, cans of drink and confectionery are all available for purchase.

CLUB SHOP

Leads
Dumbbells
Club Polo Shirts

Slip Collars
Pigs Ears (\$2.00 each)
Club Jackets

Dog Stakes
Training Aids
Club Badges


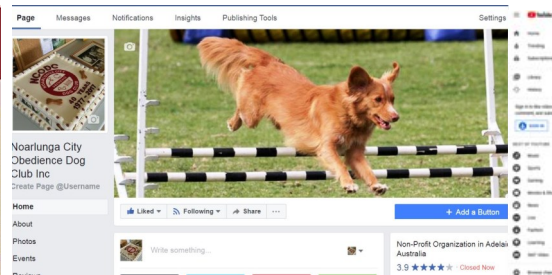
are all available for purchase in our Club Shop.

The erected enclosure is not just for instructors' dogs but for any dog that will be left unattended for a period of time. It's still ok to tie your dog to the verandah if you're only going into the Clubrooms to get a coffee etc., but if the dog is to be left for anything in excess of 10 minutes then it needs to be in the enclosure.

Don't forget to visit our website, Facebook & YouTube pages

www.noarlungadogclub.net

<https://www.facebook.com/Noarlunga-City-Obedience-Dog-Club-Inc->



Monday Night Agility

Come and have fun!

You will teach your dog to go through, over, up & down and in & out of various obstacles including jumps, tunnel, see-saw, dog walk, weaving poles, scramble (A-frame)

You will need a long lead with a fixed collar
Please bring some soft food treats, eg fritz, cheese, cooked chicken

\$2.00 per dog (with current membership)



SET UP 6.00PM — CLASSES FROM 6.30PM

Agility Trialling—All classes

Variety of novice, excellent & master level agility and jumping courses for those competing or ready to compete

CLASSES FROM 7.45 PM

Novice Agility—Pre-Trialling

Instructors teaching correct and safe use of the equipment and basic course handling

PACK UP 8.45PM—9.00PM

PLEASE NOTE: Puppies 6-12 months and Introduction Agility (all ages) has moved to Sunday mornings

Oscar's Family Butchers

Shop 12/50 Kenihans Road Happy Valley



Tendawrap Butchers

Shop 4—Hallett Cove Shopping Centre



"IT'S OKAY! MY DOG IS FRIENDLY"

NO! NO! IT'S NOT OKAY!

Just because your dog is friendly does not mean other dogs are. Some may be nervous, reactive, fearful, in training, or owned by people who want to be left alone.

NEVER LET YOUR DOG RUN UP TO ANOTHER DOG

RESPECT OTHERS & THEIR NEED FOR SPACE

IF YOU HAVE NO VOICE CONTROL OVER YOUR DOG
KEEP THEM ON A LEASH

Dogwalkeressentials.com

